



Transfer Students or Reverse Transfer Students: What is the Significance for Two and Four-year Institutions

Presented by:

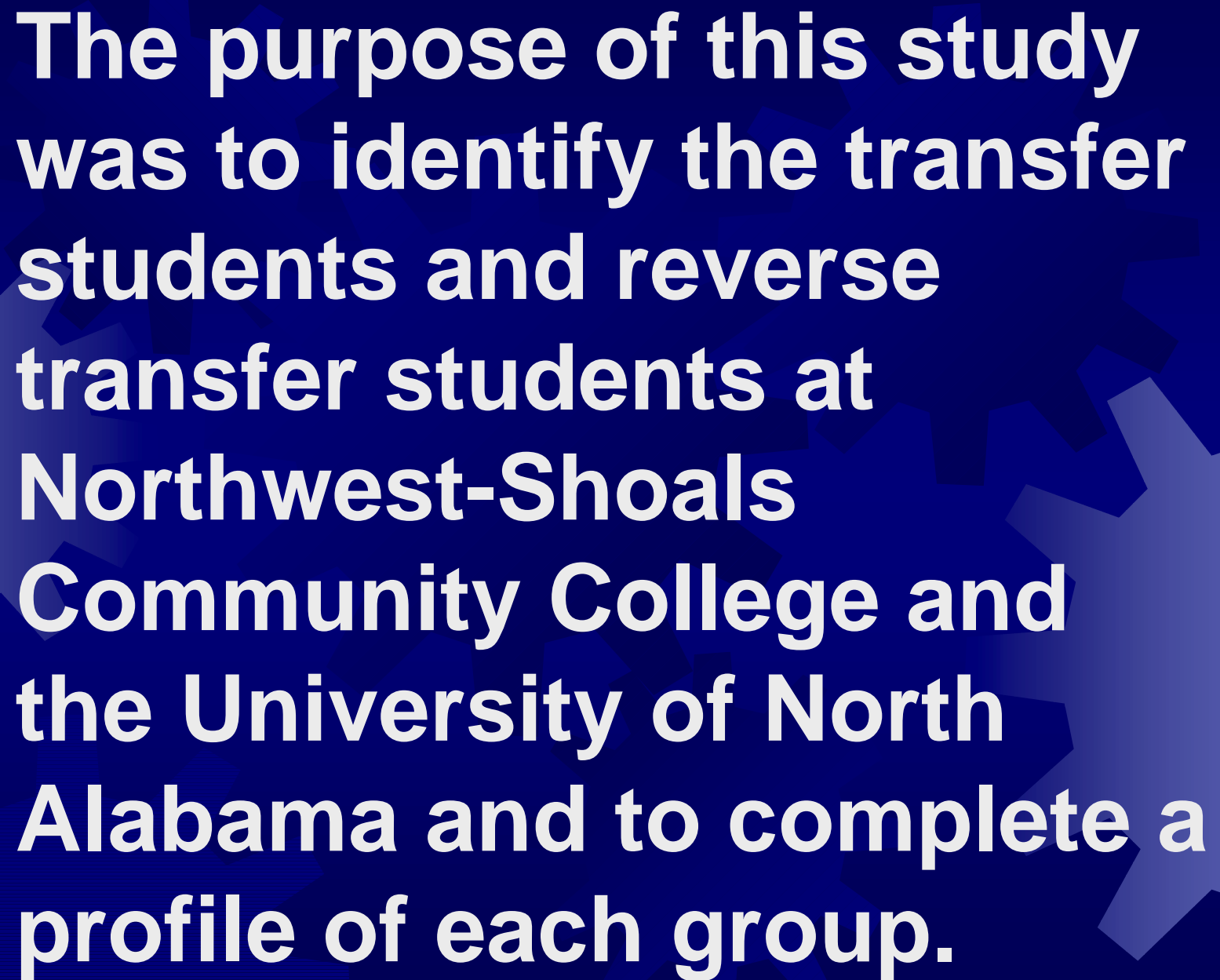
Dr. Glenda Colagross

Northwest-Shoals Community College

Dr. Priscilla Holland

University of North Alabama

October 15, 2001

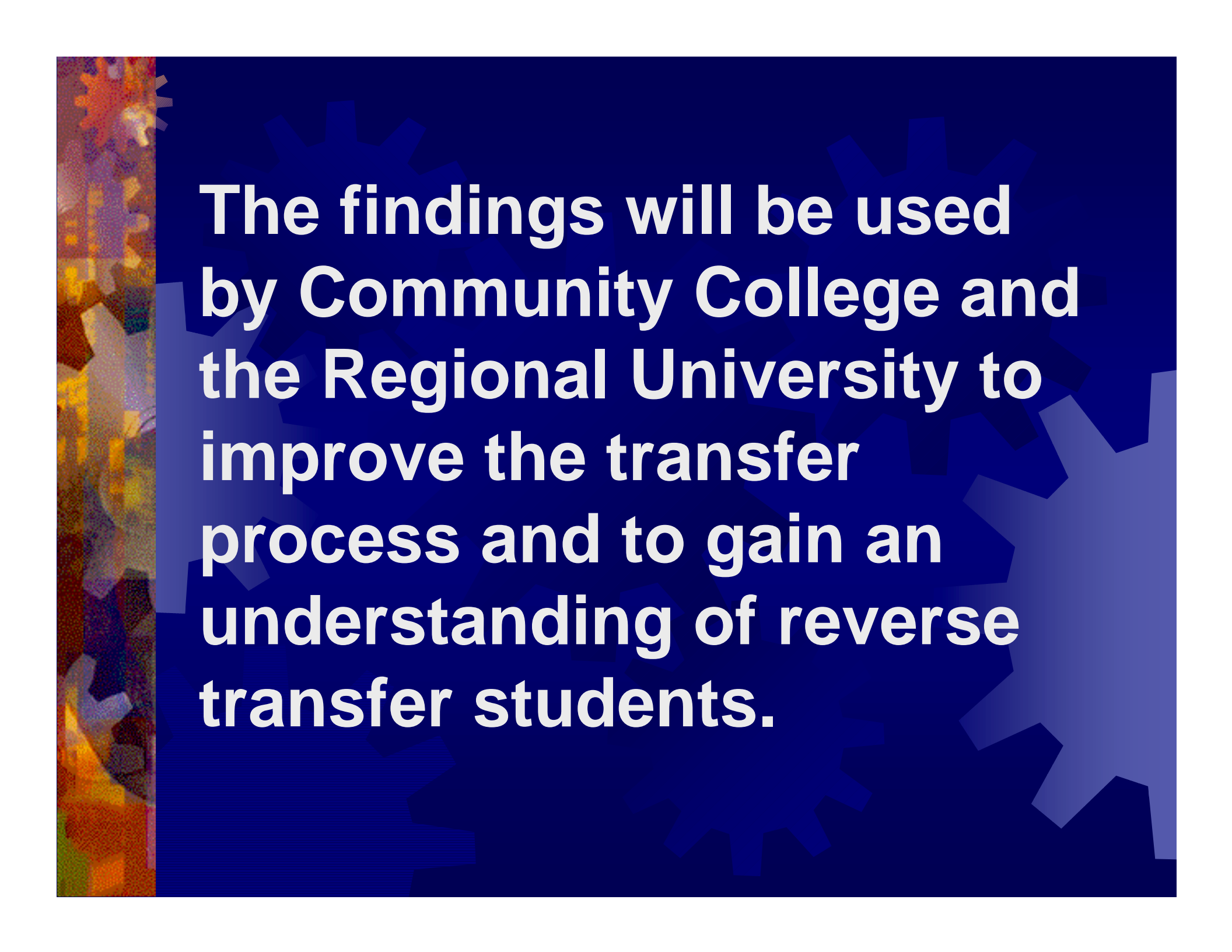


The purpose of this study was to identify the transfer students and reverse transfer students at Northwest-Shoals Community College and the University of North Alabama and to complete a profile of each group.

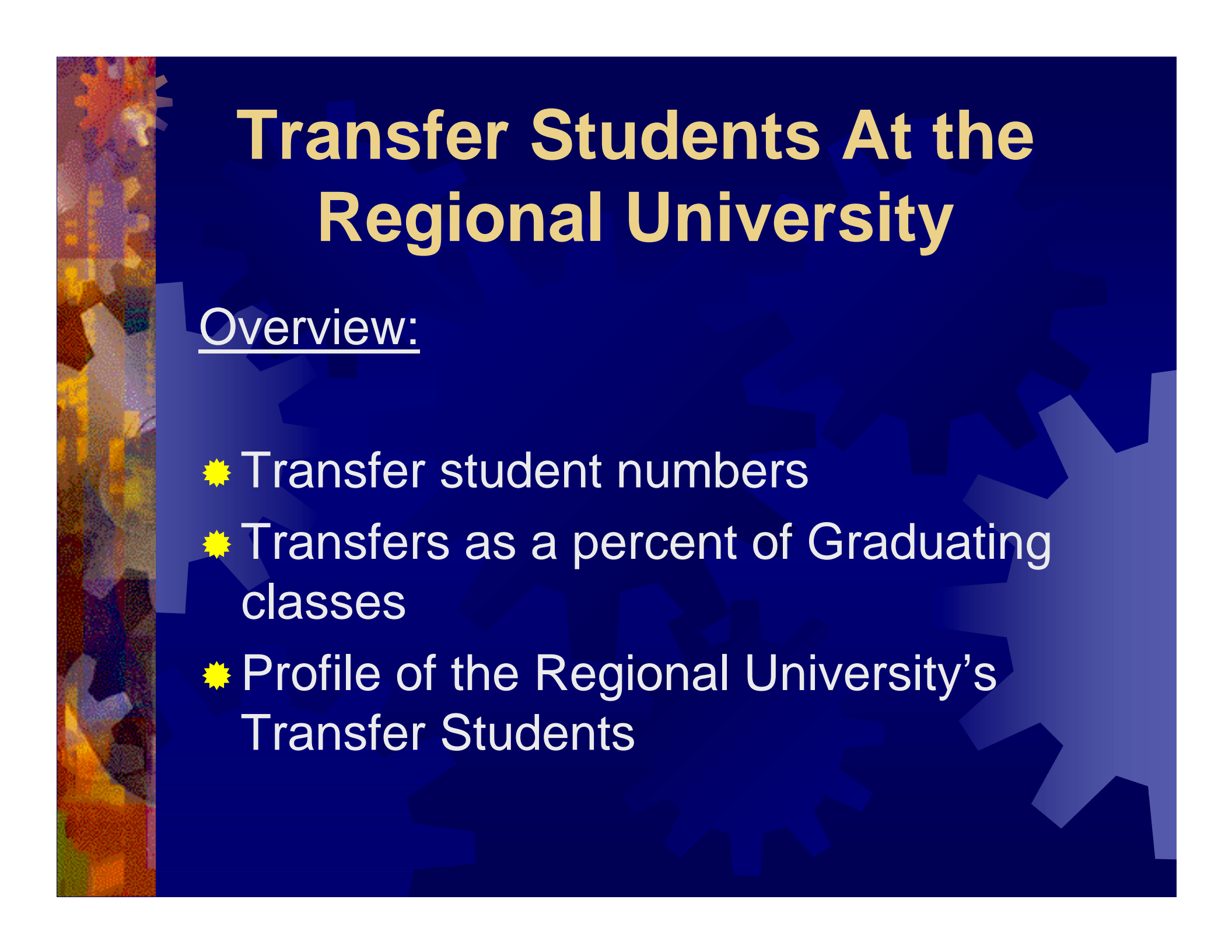


The Data Were Analyzed in Order to Establish:

- ✦ Patterns
- ✦ Needs
- ✦ Barriers



The findings will be used by Community College and the Regional University to improve the transfer process and to gain an understanding of reverse transfer students.



Transfer Students At the Regional University

Overview:

- ✦ Transfer student numbers
- ✦ Transfers as a percent of Graduating classes
- ✦ Profile of the Regional University's Transfer Students

Transfer Numbers at the Regional University

Fall	96	97	98	99	00
Total Undergrad	4960	4962	5090	5099	4944
Total Transfers	602	581	573	573	526
% Transfers	12.1%	11.7%	11.2%	11.2%	10.6%


Percent of Transfer Students Per Graduation Class at the Regional University

Graduation Semester	Fall 1995	Spring 1996	Fall 1996	Spring 1997
Number of degrees awarded	295	384	340	362
Percent Transfers	58.31%	58.59%	59.12%	52.76%

Transfer Student Profile at the Regional University

Fall 2000 Semester:
748 Transfers

- Average Hours Transferred – 32.86
- Average GPA Transferred – 2.47
- Classification
 - Juniors – 262
 - Sophomores - 234

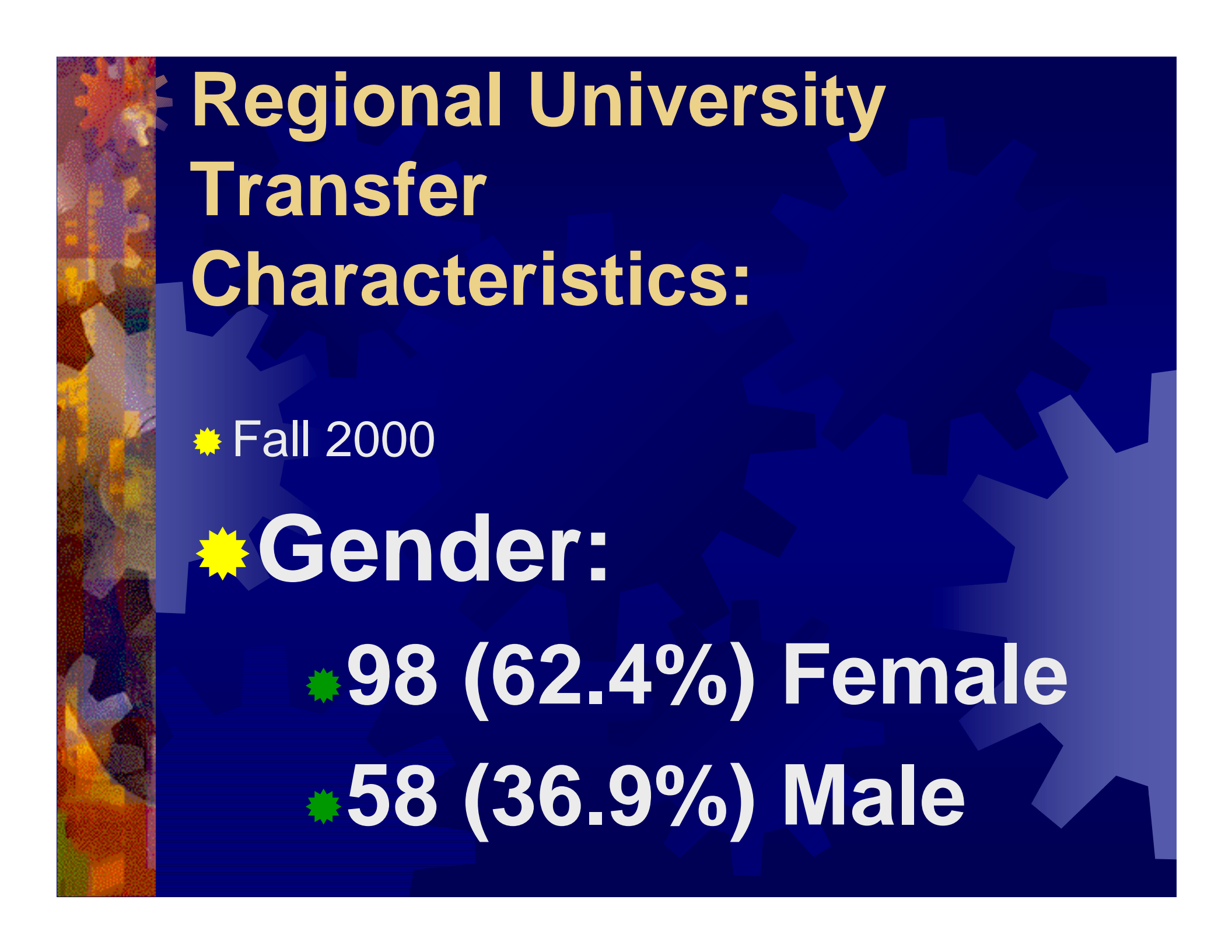


Regional University Transfer Characteristics:

- ☀ Fall 2000

- ☀ **Population:**

- ☀ **157 Transfer Students**



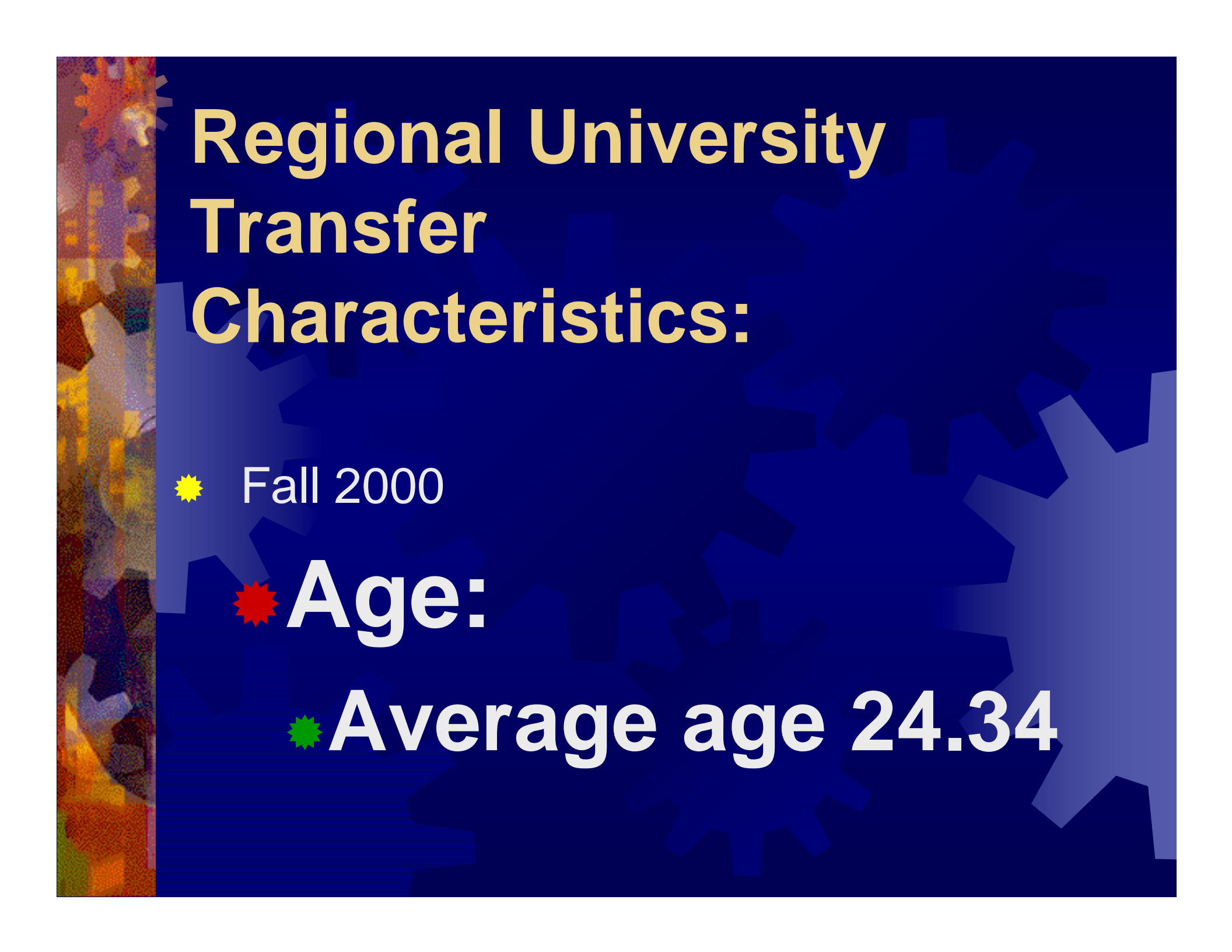
Regional University Transfer Characteristics:

✦ Fall 2000

✦ Gender:

✦ 98 (62.4%) Female

✦ 58 (36.9%) Male




Regional University Transfer Characteristics:

✦ Fall 2000

✦ **Age:**

✦ **Average age 24.34**




Regional University Transfer Characteristics:

✦ Fall 2000

✦ Status:

✦ 29 (18.5%) Part-time

✦ 128 (81.5%) Full-time




Regional University Transfer Characteristics:

✦ Fall 2000

✦ **Average Transfer
Hours:**

✦ **12.35 Hours**

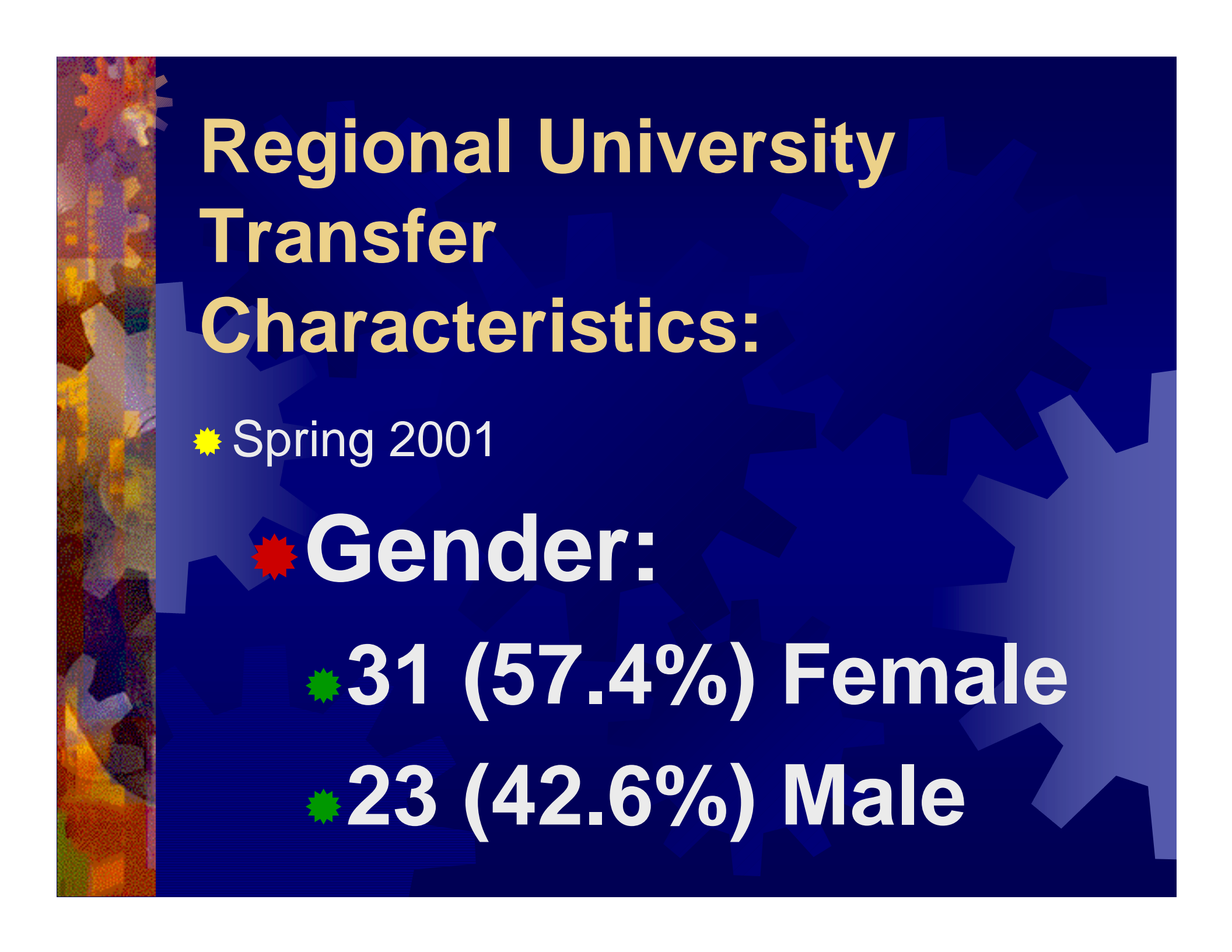


Regional University Transfer Characteristics:

✦ Spring 2001

✦ **Population:**

✦ **54 Transfer Students**



Regional University Transfer Characteristics:

★ Spring 2001

★ Gender:

★ 31 (57.4%) Female

★ 23 (42.6%) Male



Regional University Transfer Characteristics:

- ✦ Spring 2001 Semester

- ✦ **Age:**

- ✦ **Average age 25.63**




Regional University Transfer Characteristics:

✦ Spring 2001

✦ Status:

✦ 15 (27.8%) Part-time

✦ 39 (72.2%) Full-time



Regional University Transfer Characteristics:

✦ Spring 2001

✦ **Average Transfer
Hours:**

✦ **12.35 Hours**



Reverse Transfers from the Regional University Characteristics:

✦ 2000-2001 Fall Semester

✦ **Population:**

✦ **307 Reverse Transfer
Students**



Reverse Transfers from the Regional University Characteristics:

✦ 2000-2001 Fall Semester

✦ Gender:

✦ 189 (61.6%) Female

✦ 118 (38.4%) Male



Reverse Transfers from the Regional University Characteristics:

★ 2000-2001 Fall Semester

★ Ethnic Category:

★ 263 (86%) White

★ 41 (13%) Black

★ 3 (1%) Other



Reverse Transfers from the Regional University Characteristics:

- ★ 2000-2001 Fall Semester

- ★ **Age:**

- ★ **Average age 30.25**



Reverse Transfers from the Regional University Characteristics:

- ✦ 2000-2001 Fall Semester

- ✦ **145 (47.2%) Students**
admitted on academic
probation from the
Regional University



Reverse Transfers from the Regional University Characteristics:

- ★ 2000-2001 Fall Semester

- ★ **258 (84%) Students**
transferred credits
back from the
Regional University



Regional University to Community College Reverse Transfer Student Survey

- ★ 2000-2001 Fall Semester

- ★ **33 Students were surveyed by phone using an Online Survey Instrument.**

Regional University to Community College Reverse Transfer Student Survey Results

Did you graduate from UNA?

Result	Responses	Percentage	Graph
--------	-----------	------------	-------

Yes	5	15.1%	
-----	---	-------	--


No	28	84.8%	
----	----	-------	---

Total Number of Responses 33



If not, what was your major reason for not completing your program?

- ✦ Cost
- ✦ Grades (Academic Probation)
- ✦ Moved Away
- ✦ Impersonal Professors
- ✦ Uncaring Advisor
- ✦ Class Size Too Large
- ✦ Decided to major in a Technical Field



What was your major reason for coming to Community College?

- ★ Cost
- ★ One-on-One Teacher/Student Interaction
- ★ Close to Home
- ★ Friendly Atmosphere
- ★ Particular Technical Major
- ★ To Complete Basic Courses
- ★ To Participate in Lifelong Learning

Regional University to the Community College Reverse Transfer Student Survey Results

I am satisfied with the academic experience I had attending
the Regional University

Result	Responses	Percentage	Graph
Strongly Agree	4	12.1%	
Agree	13	39.3%	
Strongly Disagree	7	21.2%	
Disagree	6	18.1%	
Cannot Decide/Not Applicable	2	6.0%	

Total Number of Responses 33

Regional University to the Community College Reverse Transfer Student Survey Results


My academic advisor at the Regional University was helpful in assisting me in taking the appropriate courses for my program of study.

Result	Responses	Percentage	Graph
Strongly Agree	2	6.0%	
Agree	10	30.3%	
Strongly Disagree	6	18.1%	
Disagree	6	18.1%	
Cannot Decide/Not Applicable	8	24.2%	

Total Number of Responses 33

Regional University to the Community College Reverse Transfer Student Survey Results

The courses which I needed for my program of study were available.

Result	Responses	Percentage	Graph
Strongly Agree	1	3.0%	
Agree	25	75.7%	
Strongly Disagree	3	9.0%	
Disagree	3	9.0%	
Cannot Decide/Not Applicable	0	0.0%	

Total Number of Responses 33

Regional University to Community College Reverse Transfer Student Survey Results

Did you encounter any barriers in the transfer process from the Regional University to the Community College?

Result	Responses	Percentage	Graph
No	31	93.9%	
Yes (Please list the barriers:)	2	6.0%	

Total Number of Responses 33

The background is a dark blue field with several large, semi-transparent gears of various shades of blue and grey. On the left side, there is a vertical strip with a colorful, abstract pattern of orange, yellow, and brown, resembling a close-up of a gear or a textured surface. A large, light blue star is positioned on the left side, partially overlapping the gear patterns.

Comments Regarding Regional University Experience

- ✦ Enjoyable
- ✦ Not Satisfied with Professors
- ✦ Good School, but Students are just a Number
- ✦ Good Educational Experience
- ✦ Costs Too Much
- ✦ Unfriendly Atmosphere
 - (10 positive comments and 5 negative comments)



Comments Regarding Community College Experience

- ✦ Helpful Faculty and Staff
- ✦ Enjoyable Experience
- ✦ Good Student/Teacher Ratio
- ✦ Should Offer More Night Classes
- ✦ Loved Northwest-Shoals
- ✦ Spanish Class Sucked
 - ✦ 16 Positive Comments and 4 Negative Comments



Community College to Regional University Transfer Student Survey

- ✦ 2000-2001 Fall and Spring Semesters

- ✦ **116 Students were
surveyed by phone
with 43 completions**

Community College to Regional University Transfer Student Survey Results

Why did you choose to transfer to UNA?

★ Locations	51.2%
★ Nursing	7.0%
★ Education	4.1%
★ Business	2.3%

Total Number of Responses 43

Community College to Regional University Transfer Student Survey Results

Did you have an Academic Advisor at NW/Shoals?

☀ Yes	86%
☀ No	14%

Total Number of Responses 43

Community College to Regional University Transfer Student Survey Results

If so was the advisor helpful in your transfer?

☀ Yes	48.8%
☀ No	37.2%
☀ Other Response	13.95%

Total Number of Responses 43

Community College to Regional University Transfer Student Survey Results

Do you have an Academic Advisor at UNA?

☀ Yes	81.4%
☀ No	14.0%
☀ No Response	4.7%

Total Number of Responses 43

Community College to Regional University Transfer Student Survey Results

If so was the advisor helpful in your transfer?

☀ Yes	53.5%
☀ No	11.6%
☀ Other Response	34.9%

Total Number of Responses 43

Community College to Regional University Transfer Student Survey Results

What assisted you most in the transfer process?

- ★ UNA Admissions 11.6%
- ★ Friends at UNA 7.3%
- ★ Advisors at NWS 7.0%
- ★ Business/Nursing 4.7%

Total Number of Responses 43

Community College to Regional University Transfer Student Survey Results

What was the biggest barrier in the transfer process?

- ✦ Classes did not transfer 11.6%
- ✦ High School Transcripts 4.7%
- ✦ Hard to meet with advisor 2.3%
- ✦ No Barrier 32.6%

Total Number of Responses 43



Community College to Regional University Transfer Student Survey Results

Is there anything else you can tell us about your experience that will help future transfer students?

- ✦ Make sure classes transfer
- ✦ Need more orientation
- ✦ Start off at UNA do not transfer
- ✦ UNA Advisors need to talk more
- ✦ Do early registration

Total Number of Responses 43



Findings and Conclusions

- ❖ Need for further research
- ❖ Need to disseminate results to various administration, faculty, and staff groups at each institution
- ❖ Need to use results to identify and eliminate barriers in the transfer process
- ❖ Need to use the reverse transfer results to improve the educational experience of students at both institutions