



# Tripod

Actionable Student  
Feedback Promoting  
Excellence in Teaching  
and Learning

# District Report

Prepared for

**Manager Manager**

University of North Alabama

University of North Alabama Spring 2019

Spring 2019

# District report

*Information within this report should be considered confidential.*

District: **University of North Alabama**

Survey level: **High School**

Students participated: **78**

Type: **Tripod Normed, Adjusted**

For additional information, please visit [tripoded.com](https://tripoded.com). Please email [help@tripoded.com](mailto:help@tripoded.com) with any questions or comments.

District summary

University of North Alabama Spring  
7Cs 2019



District 1	N/R	N/R	N/R	N/R	N/R	N/R	N/R	N/R
District 2	N/R	N/R	N/R	N/R	N/R	N/R	N/R	N/R
District 3	N/R	N/R	N/R	N/R	N/R	N/R	N/R	N/R
District 4	N/R	N/R	N/R	N/R	N/R	N/R	N/R	N/R

# Item Response Detail\*

Survey Period: Spring 2019

Level: High School

Responses: 78

Key



Unfavorable 1



Unfavorable 2



Neutral 3



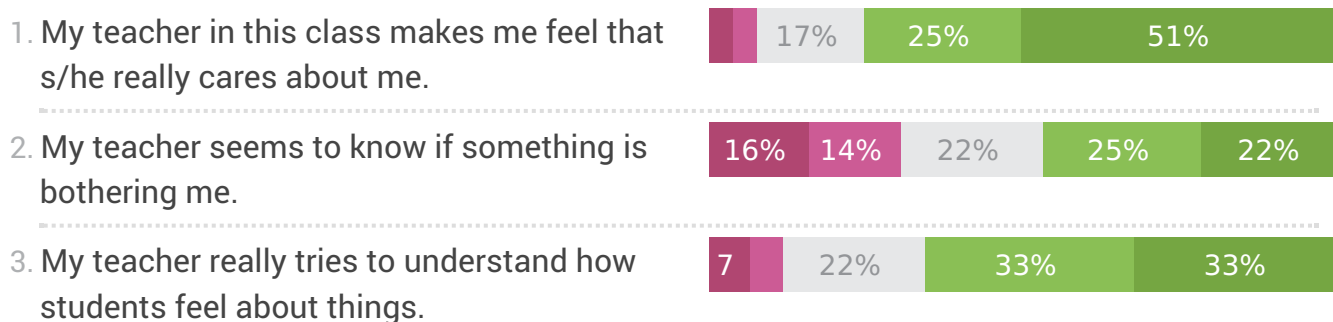
Favorable 4



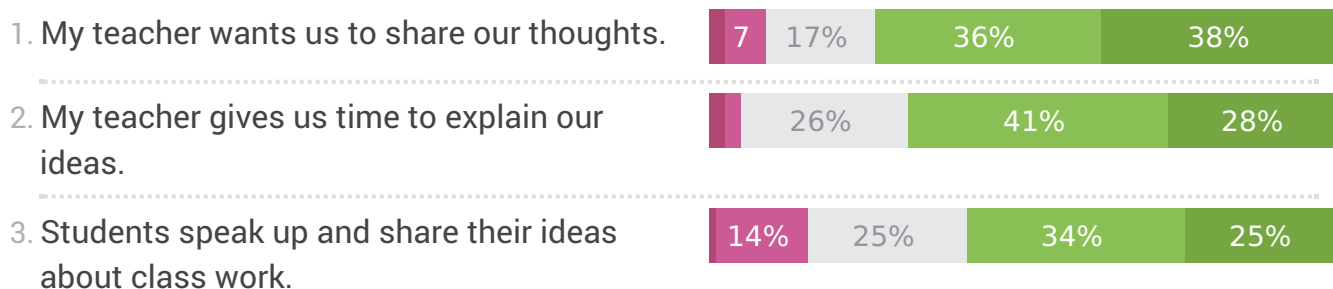
Favorable 5

## Tripod's 7Cs™ Components of Effective Teaching

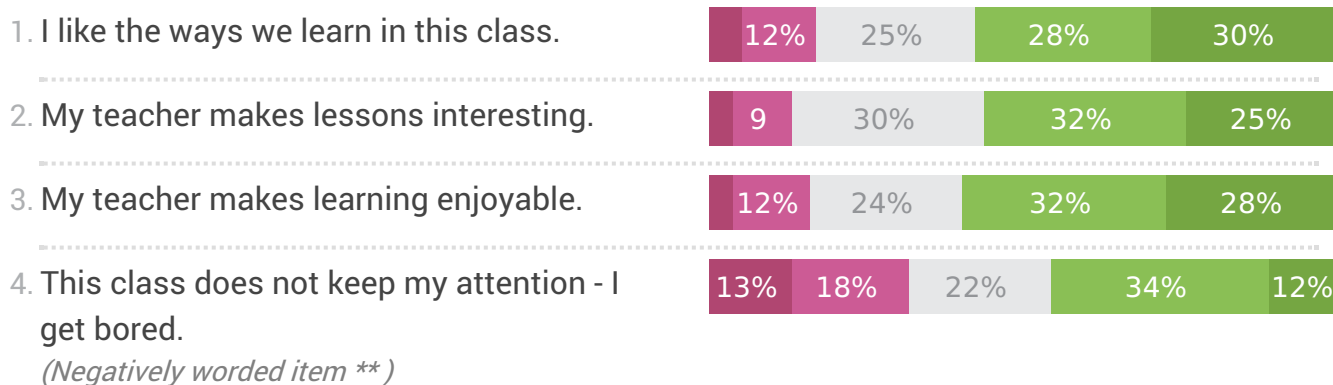
### Care



### Confer



### Captivate



## Clarify

1. We get helpful comments to let us know what we did wrong on assignments.	8	26%	37%	26%	
=====					
2. When s/he is teaching us, my teacher thinks we understand even when we don't. (Negatively worded item **)	12%	38%	40%	8	
=====					
3. My teacher knows when the class understands, and when we do not.	8	27%	35%	26%	
=====					
4. My teacher explains difficult things clearly.	11%	29%	36%	23%	
=====					
5. My teacher checks to make sure we understand what s/he is teaching us.	12%	20%	31%	34%	
=====					
6. My teacher has several good ways to explain each topic that we cover in this class.	12%	25%	33%	29%	
=====					
7. The comments that I get on my work in this class help me understand how to improve.	8	13%	13%	33%	32%
=====					
8. If you don't understand something, my teacher explains it another way.		24%	31%	35%	
=====					
9. In this class, we learn to correct our mistakes.	7	31%	39%	23%	

## Consolidate

1. In this class, we learn a lot almost every day.	12%	26%	39%	18%
2. My teacher takes the time to summarize what we learn each day.	17%	27%	29%	24%
3. My teacher asks questions to be sure we are following along when s/he is teaching.	9	9	32%	47%

## Challenge

1. My teacher doesn't let people give up when the work gets hard.	11%	20%	39%	29%
2. My teacher wants us to use our thinking skills, not just memorize things.	7	20%	45%	28%
3. My teacher asks students to explain more about answers they give.	11%	24%	37%	26%
4. My teacher makes us explain our answers - why we think what we think.		39%	38%	18%
5. In this class, my teacher accepts nothing less than our full effort.	6	23%	36%	30%

## Class Mgmt

1. I hate the way that students behave in this class. (Negatively worded item **)	13%	13%	20%	29%	25%
2. Students in this class treat the teacher with respect.	9	21%	45%	24%	
3. Student behavior in this class is a problem. (Negatively worded item **)	7	11%	25%	31%	27%
4. Student behavior in this class makes the teacher angry. (Negatively worded item **)	10	19%	38%	21%	12%
5. Our class stays busy and doesn't waste time.	8	18%	25%	34%	14%
6. My classmates behave the way my teacher wants them to.		17%	32%	37%	8
7. Student behavior in this class is under control.	8	9	21%	32%	30%

Totals may not sum due to rounding.

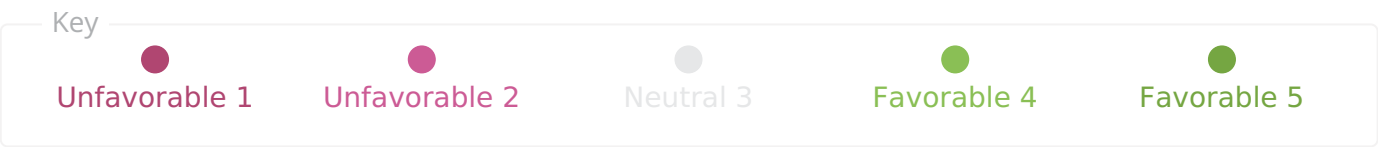
\* Remember that there are multiple items on the survey that are used to determine results. Here are details about the responses for each item.

\*\* For negatively worded items, disagreement is the desired response. More green indicates that more students disagreed with this statement. Whether a survey item is worded positively or negatively, more green is always better.

\*\*\* Reporting thresholds not met.

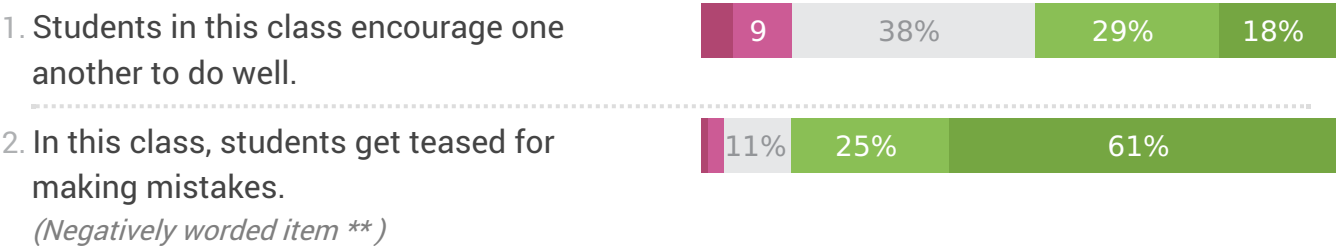
# Item Response Detail\*

Survey Period: Spring 2019    Level: High School    Responses: 78



## Peer Support

### Peer Support



Totals may not sum due to rounding.

\* Remember that there are multiple items on the survey that are used to determine results. Here are details about the responses for each item.

\*\* For negatively worded items, disagreement is the desired response. More green indicates that more students disagreed with this statement. Whether a survey item is worded positively or negatively, more green is always better.

\*\*\* Reporting thresholds not met.