



# Tripod

Actionable Student  
Feedback Promoting  
Excellence in Teaching  
and Learning

# District Report

Prepared for

**Lorie Michelle Johnson**

University of North Alabama

University of North Alabama Spring 2020

Spring 2020

# District report

*Information within this report should be considered confidential.*

District: **University of North Alabama**

Survey level: **Middle School**

Students participated: **34**

Type: **Tripod Normed, Adjusted**

For additional information, please visit [tripoded.com](https://tripoded.com). Please email [help@tripoded.com](mailto:help@tripoded.com) with any questions or comments.

District summary

University of North Alabama Spring  
7Cs 2020



District 1

|     |     |     |     |     |     |     |     |
|-----|-----|-----|-----|-----|-----|-----|-----|
| N/R | N/R | N/R | N/R | N/R | N/R | N/R | N/R |
|-----|-----|-----|-----|-----|-----|-----|-----|

# Item Response Detail\*

Survey Period: Spring 2020

Level: Middle School

Responses: 34

Key



Unfavorable 1



Unfavorable 2



Neutral 3



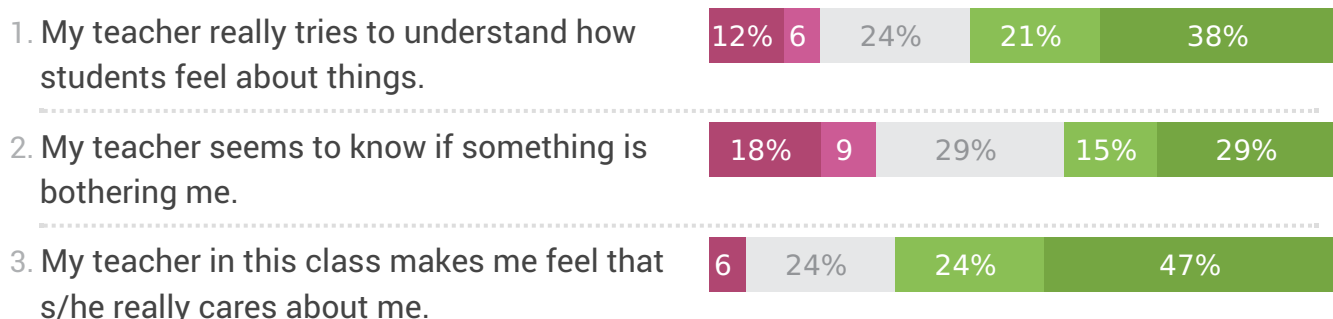
Favorable 4



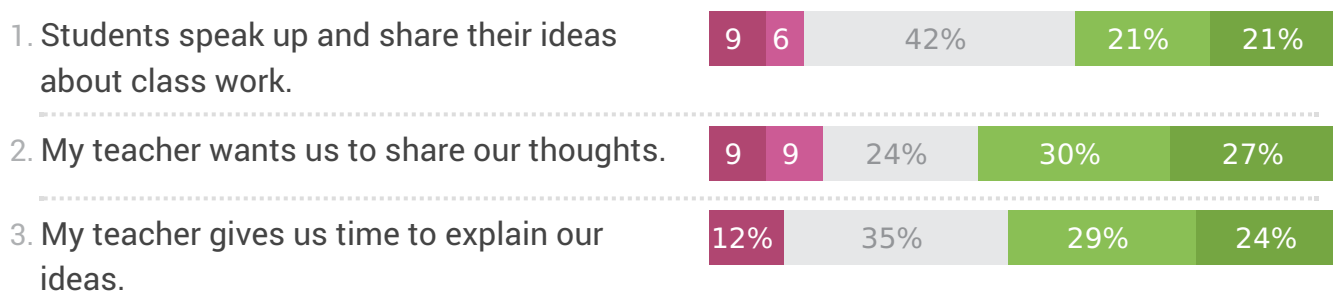
Favorable 5

## Tripod's 7Cs™ Components of Effective Teaching

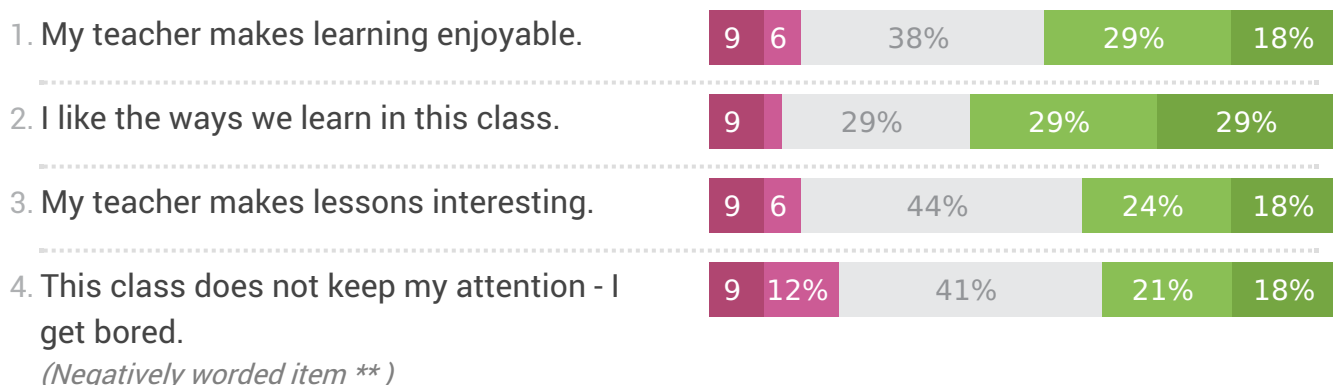
### Care



### Confer



### Captivate



## Clarify

|   |     |     |     |     |     |
|---|-----|-----|-----|-----|-----|
| 1. The comments that I get on my work in this class help me understand how to improve.                          | 9   | 27% | 36% | 24% |     |
| 2. If you don't understand something, my teacher explains it another way.                                       | 9   | 26% | 29% | 35% |     |
| 3. My teacher has several good ways to explain each topic that we cover in this class.                          | 9   | 21% | 27% | 42% |     |
| 4. In this class, we learn to correct our mistakes.   | 6   | 21% | 41% | 29% |     |
| 5. We get helpful comments to let us know what we did wrong on assignments.                                     | 6   | 33% | 27% | 30% |     |
| 6. When s/he is teaching us, my teacher thinks we understand even when we don't.<br>(Negatively worded item **) | 6   | 21% | 24% | 24% |     |
| 7. My teacher knows when the class understands, and when we do not.   | 12% | 12% | 15% | 30% | 30% |
| 8. My teacher explains difficult things clearly.  | 9   | 9   | 26% | 35% | 21% |
| 9. My teacher checks to make sure we understand what s/he is teaching us.                                       | 9   | 21% | 35% | 35% |     |

## Consolidate

1. My teacher takes the time to summarize what we learn each day.

9

12%

32%

24%

24%

2. My teacher asks questions to be sure we are following along when s/he is teaching.

9

6

26%

56%

3. In this class, we learn a lot almost every day.

15%

53%

26%

## Challenge

|  |     |     |     |     |
|--|-----|-----|-----|-----|
| 1. My teacher wants us to use our thinking skills, not just memorize things. | 6   | 24% | 33% | 33% |
| 2. My teacher doesn't let people give up when the work gets hard.            | 6   | 33% | 21% | 39% |
| 3. My teacher asks students to explain more about answers they give.         | 6 6 | 34% | 34% | 19% |
| 4. My teacher makes us explain our answers - why we think what we think.     | 6   | 27% | 30% | 36% |
| 5. In this class, my teacher accepts nothing less than our full effort.      | 6 6 | 21% | 33% | 33% |

## Class Mgmt

|   |   |     |     |     |     |
|---|---|-----|-----|-----|-----|
| 1. Student behavior in this class is under control.                                       | 9 | 15% | 39% | 24% | 12% |
| =====   |   |     |     |     |     |
| 2. Student behavior in this class is a problem.<br>(Negatively worded item **)            | 9 | 12% | 35% | 21% | 24% |
| =====   |   |     |     |     |     |
| 3. My classmates behave the way my teacher wants them to.                                 | 9 | 15% | 44% | 18% | 15% |
| =====   |   |     |     |     |     |
| 4. Our class stays busy and doesn't waste time.   | 9 | 6   | 35% | 32% | 18% |
| =====   |   |     |     |     |     |
| 5. Student behavior in this class makes the teacher angry.<br>(Negatively worded item **) |   | 23% | 42% | 23% | 10  |
| =====   |   |     |     |     |     |
| 6. I hate the way that students behave in this class.<br>(Negatively worded item **)      | 6 | 9   | 28% | 22% | 34% |
| =====   |   |     |     |     |     |
| 7. Students in this class treat the teacher with respect.                                 | 6 | 6   | 44% | 24% | 21% |

Totals may not sum due to rounding.

\* Remember that there are multiple items on the survey that are used to determine results. Here are details about the responses for each item.

\*\* For negatively worded items, disagreement is the desired response. More green indicates that more students disagreed with this statement. Whether a survey item is worded positively or negatively, more green is always better.

\*\*\* Reporting thresholds not met.

# Item Response Detail\*

Survey Period: Spring 2020      Level: Middle School      Responses: 34

Key



Unfavorable 1



Unfavorable 2



Neutral 3



Favorable 4



Favorable 5

## Peer Support

### Peer Support

1. In this class, students get teased for making mistakes.

(Negatively worded item \*\*)



2. Students in this class encourage one another to do well.



Totals may not sum due to rounding.

\* Remember that there are multiple items on the survey that are used to determine results. Here are details about the responses for each item.

\*\* For negatively worded items, disagreement is the desired response. More green indicates that more students disagreed with this statement. Whether a survey item is worded positively or negatively, more green is always better.

\*\*\* Reporting thresholds not met.