



# Tripod

Actionable Student  
Feedback Promoting  
Excellence in Teaching  
and Learning

# District Report

Prepared for

**Lorie Michelle Johnson**

University of North Alabama

University of North Alabama Spring 2020

Spring 2020

# District report

*Information within this report should be considered confidential.*

District: **University of North Alabama**

Survey level: **Upper Elementary**

Students participated: **115**

Type: **Tripod Normed, Adjusted**

For additional information, please visit [tripoded.com](https://tripoded.com). Please email [help@tripoded.com](mailto:help@tripoded.com) with any questions or comments.

District summary

University of North Alabama Spring  
7Cs 2020



District 1	N/R	N/R	N/R	N/R	N/R	N/R	N/R
District 2	N/R	N/R	N/R	N/R	N/R	N/R	N/R
District 3	N/R	N/R	N/R	N/R	N/R	N/R	N/R
District 4	N/R	N/R	N/R	N/R	N/R	N/R	N/R

# Item Response Detail\*

Survey Period: Spring 2020

Level: Upper Elementary

Responses: 115

Key



Unfavorable 1



Unfavorable 2



Neutral 3



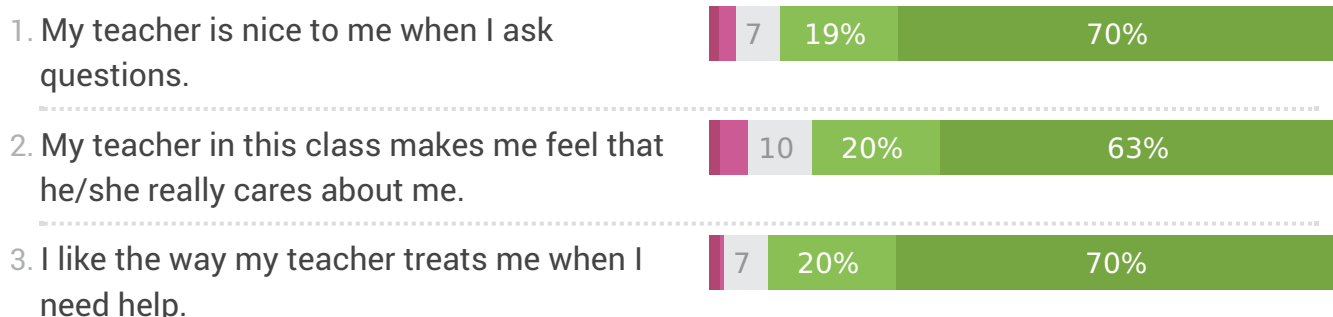
Favorable 4



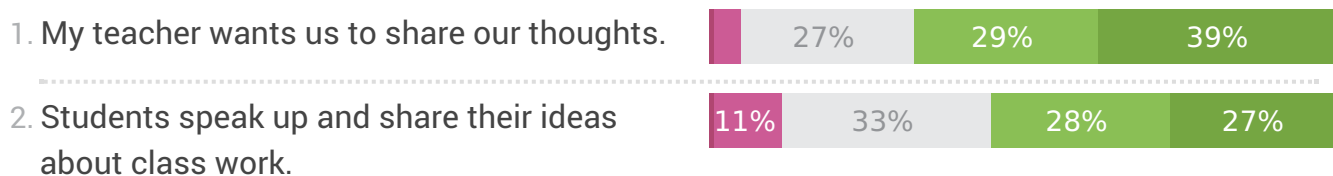
Favorable 5

## Tripod's 7Cs™ Components of Effective Teaching

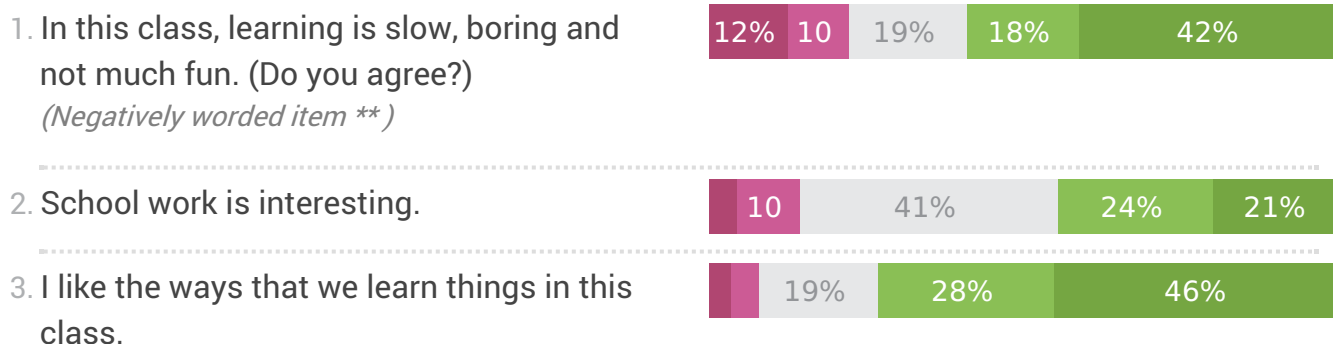
### Care



### Confer



### Captivate



## Clarify

1. My teacher checks to make sure we understand what he/she is teaching us.

8

22%

68%

2. When he/she is teaching us, my teacher asks us whether we understand.

7

22%

65%

3. My teacher knows when the class understands, and when we do not.

6

25%

24%

44%

4. My teacher is very good at explaining things.

7

24%

66%

5. In this class, we learn to correct our mistakes.

12%

18%

67%

## Consolidate

1. My teacher takes time to help us remember what we learn.

13%

21%

62%

2. To help us remember, my teacher talks about things that we already learned.

20%

29%

46%

3. My teacher takes the time to summarize what we learn each day.

7

16%

25%

50%

4. In this class, we learn a lot almost every day.

11%

30%

57%

## Challenge

1. In our class, it is okay to stop trying.  
(Negatively worded item \*\*)

12%

77%

2. When something is hard for someone, my teacher still makes them try.

13%

29%

53%

3. My teacher makes everybody work hard.

11%

30%

55%

4. My teacher makes us think hard about things we read.

6

17%

29%

47%

5. My teacher makes us explain our answers -- why we think what we think.

19%

27%

49%

## Class Mgmt

1. Our class stays busy and does not waste time.

12%

31%

33%

20%

2. My classmates behave the way my teacher wants them to.

6

26%

47%

10

12%

3. Students behave so badly in this class that it slows down our learning.  
(Negatively worded item \*\*)

14%

11%

40%

23%

13%

4. Everybody knows what they should be doing in this class.

11%

32%

26%

32%

---

Totals may not sum due to rounding.

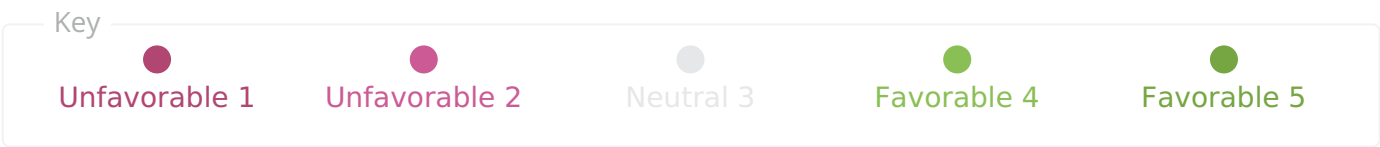
\* Remember that there are multiple items on the survey that are used to determine results. Here are details about the responses for each item.

\*\* For negatively worded items, disagreement is the desired response. More green indicates that more students disagreed with this statement. Whether a survey item is worded positively or negatively, more green is always better.

\*\*\* Reporting thresholds not met.

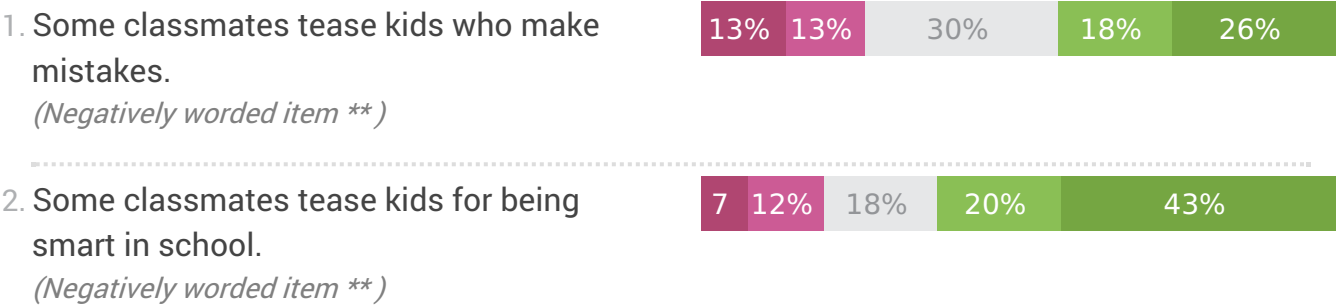
# Item Response Detail\*

Survey Period: Spring 2020      Level: Upper Elementary      Responses: 115



## Peer Support

### Peer Support



Totals may not sum due to rounding.

\* Remember that there are multiple items on the survey that are used to determine results. Here are details about the responses for each item.

\*\* For negatively worded items, disagreement is the desired response. More green indicates that more students disagreed with this statement. Whether a survey item is worded positively or negatively, more green is always better.

\*\*\* Reporting thresholds not met.