

Teacher Candidate Summative Evaluation Rubric (October 2020)

Query Name: Class B ECE Mentor Evaluation
Parameters Applied: Term: Fall 2024 08/21/2024~12/11/2024
Organization information:
Courses: ECE472 - Early Childhood Internship / Templates: Internship Summative Evaluation (Mentor)

Query Name: Class B ECE Supervisor Evaluation
Parameters Applied: Term: Fall 2024 08/21/2024~12/11/2024
Organization information:
Courses: ECE472 - Early Childhood Internship / Templates: OLD Teacher Candidate Summative Evaluation (Supervisor)

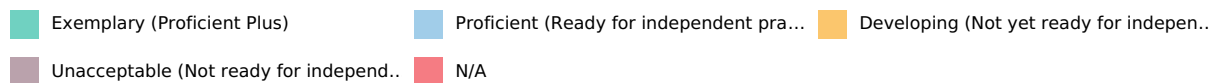
Query Name: Class Alt-A ECE Mentor Evaluation
Parameters Applied: Term: Fall 2024 08/21/2024~12/11/2024
Organization information:
Courses: ECE572 - Early Childhood Ed Internship / Templates: Internship Summative Evaluation (Mentor)

Query Name: Class Alt-A ECE Supervisor Evaluation
Parameters Applied: Term: Fall 2024 08/21/2024~12/11/2024
Organization information:
Courses: ECE572 - Early Childhood Ed Internship / Templates: OLD Teacher Candidate Summative Evaluation (Supervisor)

Teacher Candidate Summative Evaluation Rubric (October 2020)

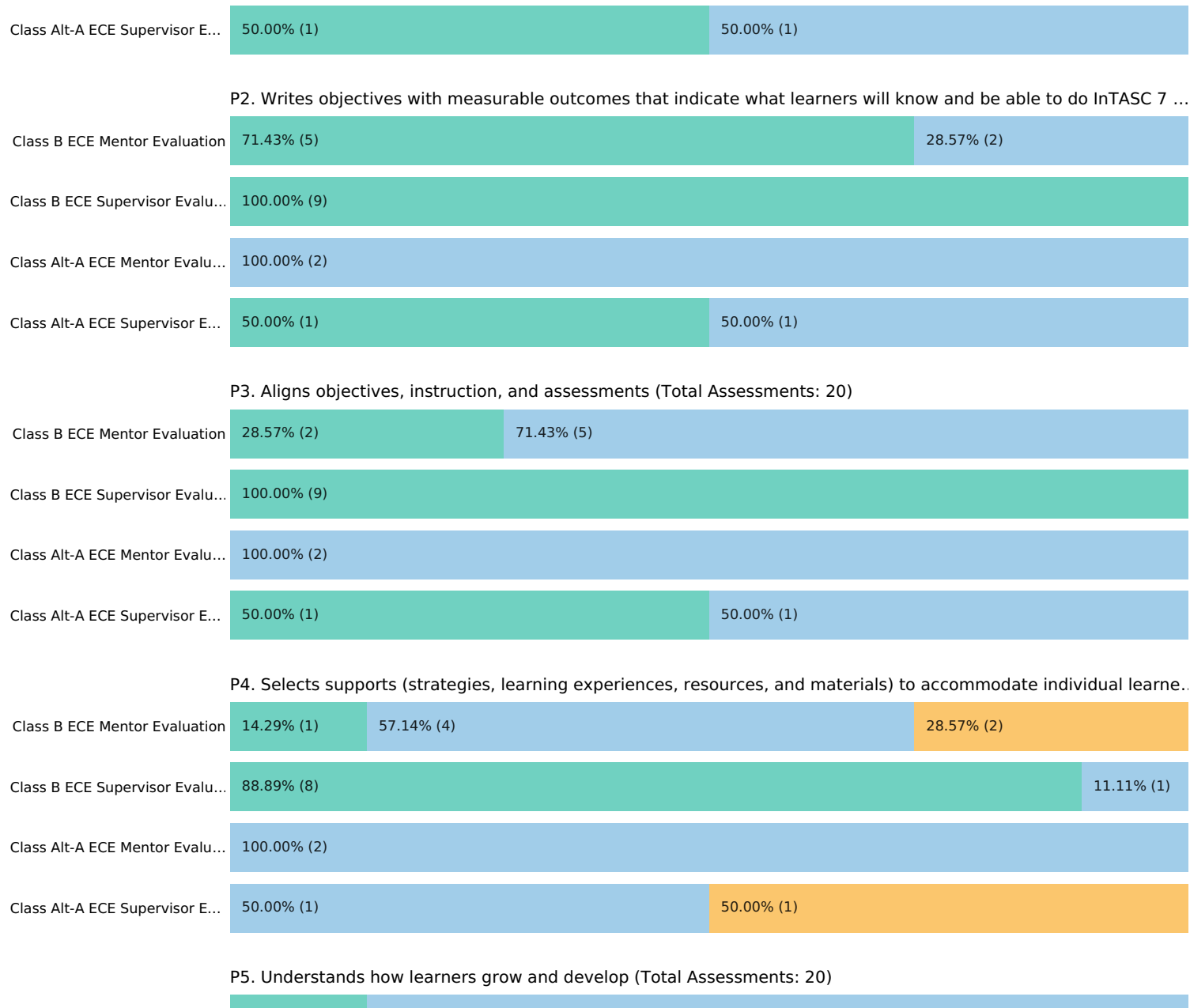
Group by:	Element
Element:	<p>Planning P1. Selects appropriate national and/or state standards InTASC 7 CAEP 1.1 / P2. Writes objectives with measurable outcomes that indicate what learners will know and be able to do InTASC 7 CAEP 1.1 / P3. Aligns objectives, instruction, and assessments / P4. Selects supports (strategies, learning experiences, resources, and materials) to accommodate individual learner’s needs and groups of needs / P5. Understands how learners grow and develop / P6. Sequences the learning experiences so that they build on each other to support learning of the essential content / P7. Justifies the selected learning experiences / P8. Accurately represents important content concepts / Learning Environment L1. Communicates high expectations for all learners / L2. Establishes and teaches clear guidelines for routines and appropriate expectations for learners’ behavior / L3. Facilitates learners’ respectful collaboration / Instruction I1. Adapts lessons to learners’ responses / I2. Uses available technology to impact learning / I3. Engages learners using a range of questions, including higher order questions / I4. Designs learning experiences in which content is presented accurately and is accessible to all learners/ I5. Creates learning experiences that include connection of concepts and strategically-designed experiences to apply content knowledge / I6. Allows learners to demonstrate knowledge in a variety of ways / I7. Paces lessons effectively with time for closure and learner processing / Assessment A1. Continuously monitors learning / A2. Uses a range of appropriate formative assessments / A3. Uses appropriate summative assessments / A4. Examines performance data to understand each learner’s progress and revise instruction / A5. Communicates assessment information regarding learners’ progress to others in respectful, ethics and responsive ways / A6. Collaborates with other professionals to plan and facilitate learning</p>
Performance Level:	Exemplary (Proficient Plus) / Proficient (Ready for independent practice) / Developing (Not yet ready for independent practice) / Unacceptable (Not ready for independent practice) / N/A
Standard:	Standard R1.1 / Standard 7 / Standard 3 / Standard 4 / Standard 6 / Standard 2 / Standard 8 / Standard 1 / Standard 5 / Standard 2.6

Rubric Results by Element



Planning P1. Selects appropriate national and/or state standards InTASC 7 CAEP 1.1 (Total Assessments: 20)







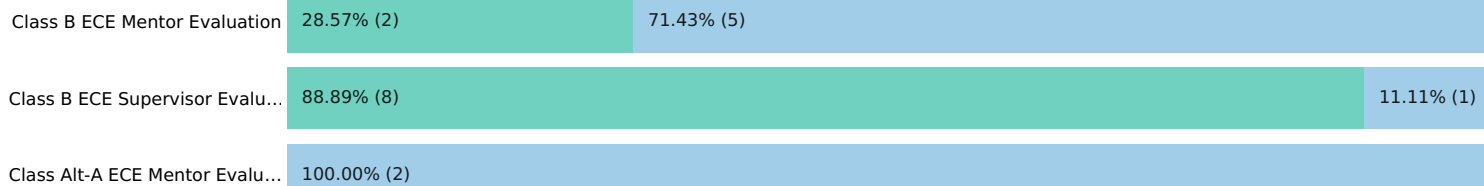
P6. Sequences the learning experiences so that they build on each other to support learning of the essential content.



P7. Justifies the selected learning experiences (Total Assessments: 20)



P8. Accurately represents important content concepts (Total Assessments: 20)





Learning Environment L1. Communicates high expectations for all learners (Total Assessments: 20)



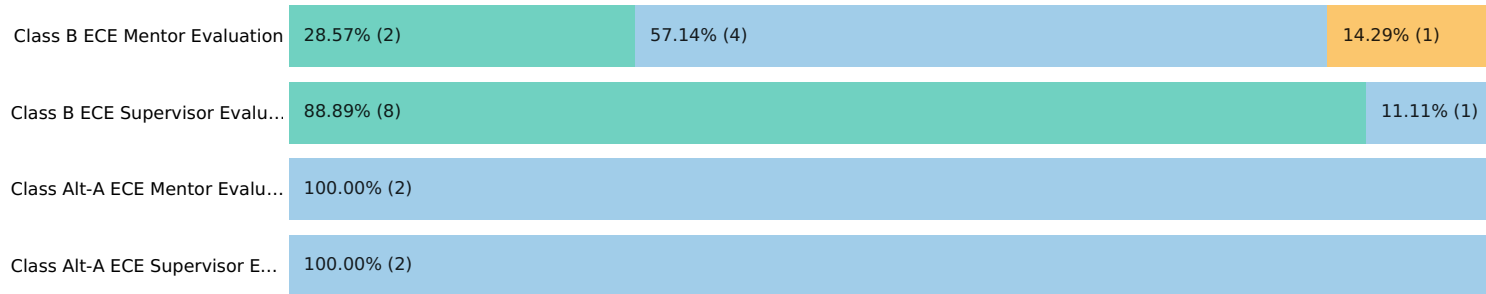
L2. Establishes and teaches clear guidelines for routines and appropriate expectations for learners' behavior (Total..)



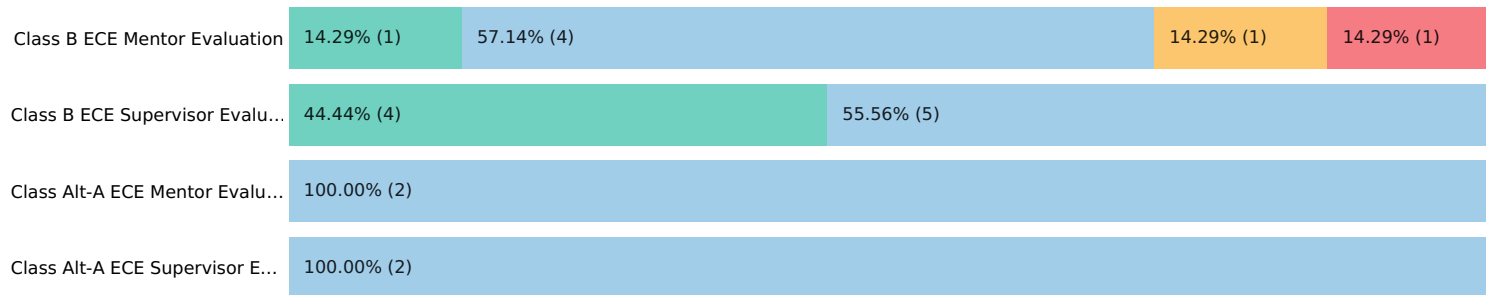
L3. Facilitates learners' respectful collaboration (Total Assessments: 20)



Instruction I1. Adapts lessons to learners' responses (Total Assessments: 20)



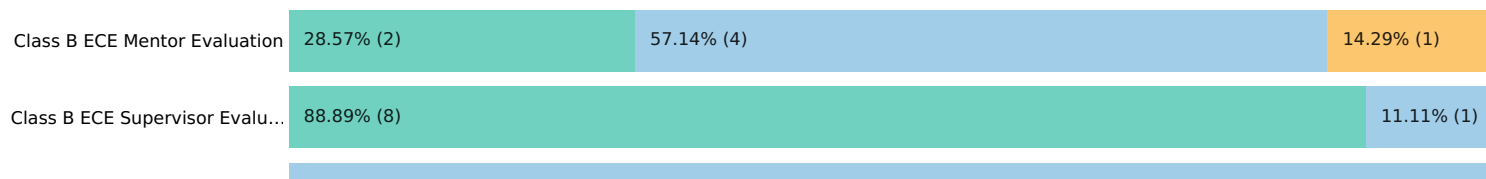
12. Uses available technology to impact learning (Total Assessments: 20)



13. Engages learners using a range of questions, including higher order questions (Total Assessments: 20)



14. Designs learning experiences in which content is presented accurately and is accessible to all learners (Total As..)






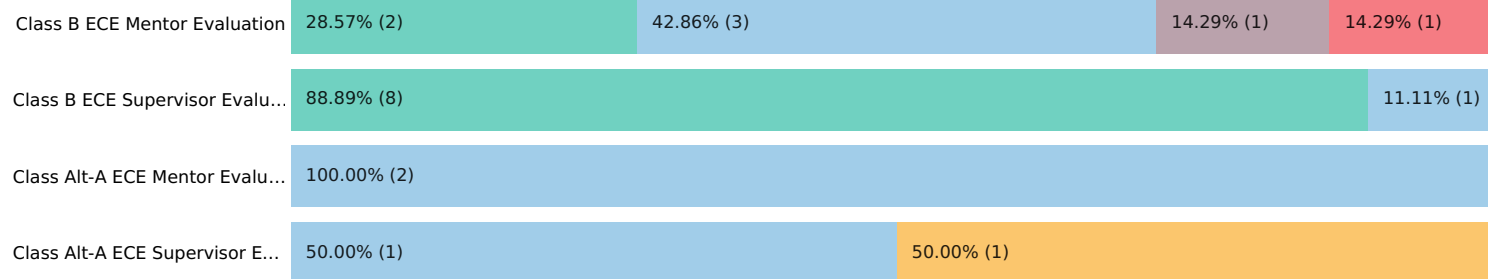
15. Creates learning experiences that include connection of concepts and strategically-designed experiences to app.



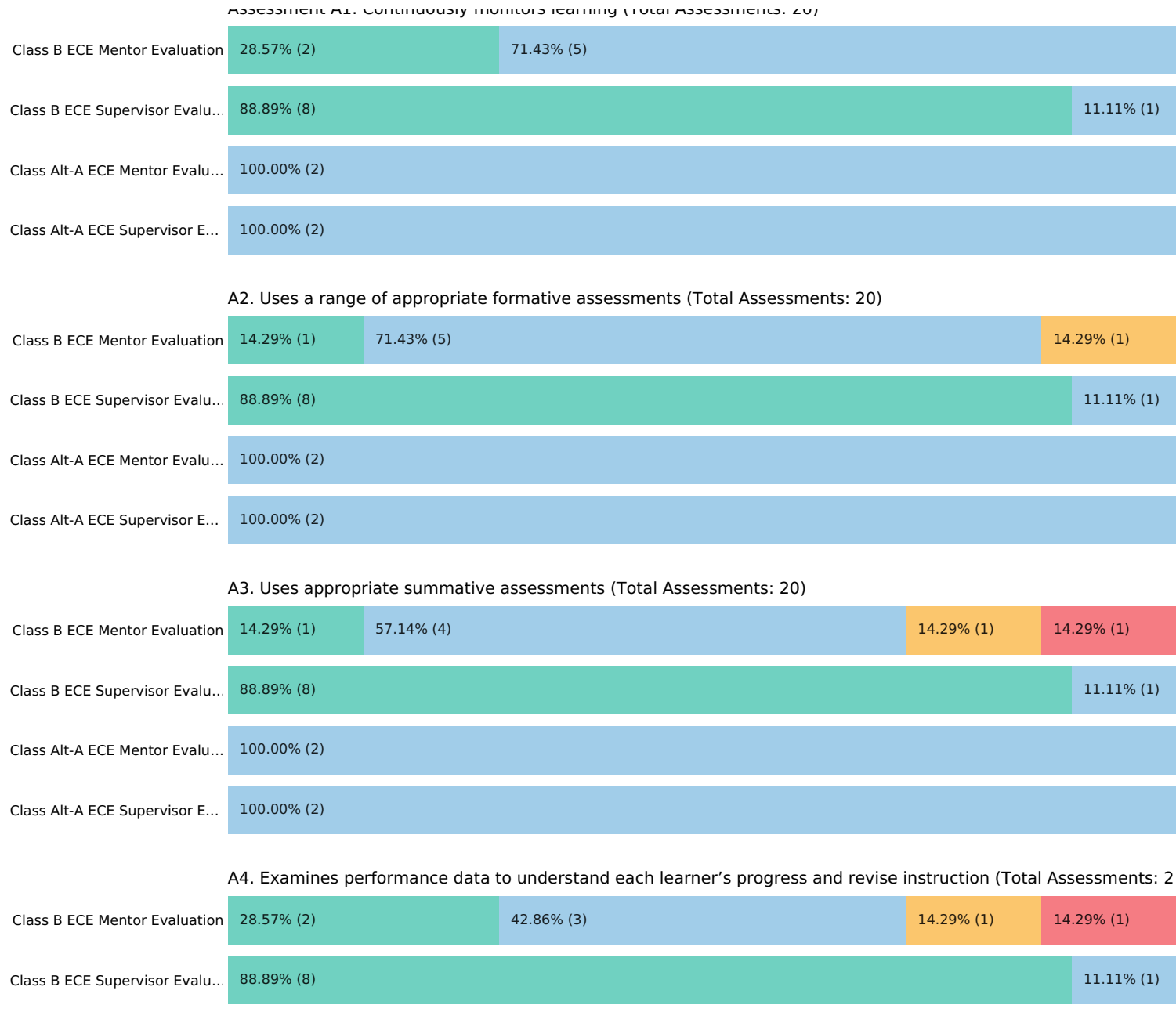
16. Allows learners to demonstrate knowledge in a variety of ways (Total Assessments: 20)

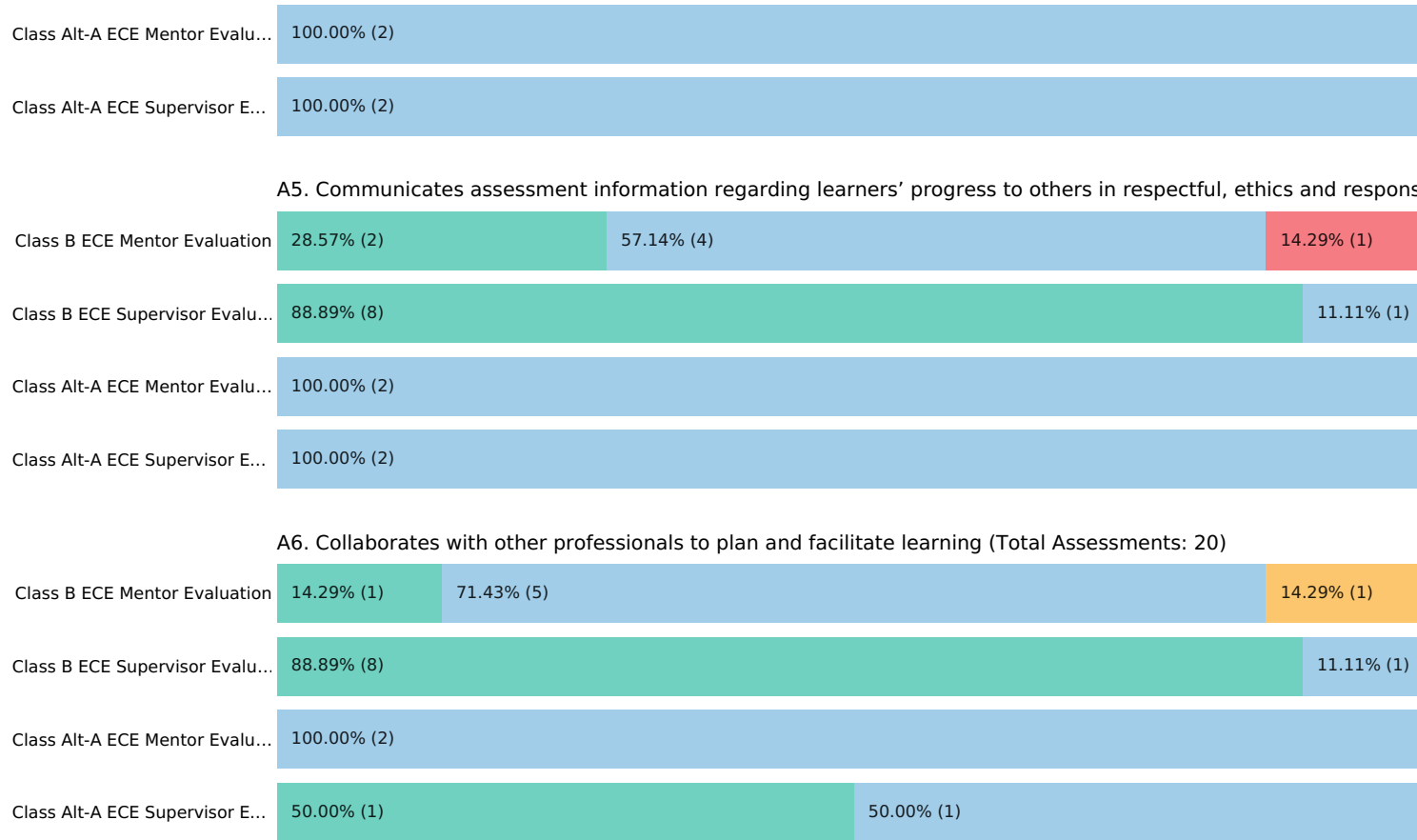


17. Paces lessons effectively with time for closure and learner processing (Total Assessments: 20)



Assessment A1 Continuously monitors learning (Total Assessments: 20)





Element	Query	Exemplary (Proficient Plus)	Proficient (Ready for independent practice)	Developing (Not yet ready for independent practice)	Unacceptable (Not ready for independent practice)	N/A	Mean	Stdev
---------	-------	-----------------------------	---	---	---	-----	------	-------

Planning P1. Selects appropriate national and/or state standards InTASC 7 CAEP 1.1S:2	Class B ECE Mentor Evaluation	57.14% (4)	42.86% (3)	0.00% (0)	0.00% (0)	0.00% (0)	3.57	0.53
	Class B ECE Supervisor Evaluation	100.00% (9)	0.00% (0)	0.00% (0)	0.00% (0)	0.00% (0)	4.00	0
	Class Alt-A ECE Mentor Evaluation	0.00% (0)	100.00% (2)	0.00% (0)	0.00% (0)	0.00% (0)	3.00	0
	Class Alt-A ECE Supervisor Evaluation	50.00% (1)	50.00% (1)	0.00% (0)	0.00% (0)	0.00% (0)	3.50	0.71
P2. Writes objectives with measurable outcomes that indicate what learners will know and be able to do InTASC 7 CAEP 1.1S:2	Class B ECE Mentor Evaluation	71.43% (5)	28.57% (2)	0.00% (0)	0.00% (0)	0.00% (0)	3.71	0.49
	Class B ECE Supervisor Evaluation	100.00% (9)	0.00% (0)	0.00% (0)	0.00% (0)	0.00% (0)	4.00	0
	Class Alt-A ECE Mentor Evaluation	0.00% (0)	100.00% (2)	0.00% (0)	0.00% (0)	0.00% (0)	3.00	0

	Class Alt-A ECE Supervisor Evaluation	50.00% (1)	50.00% (1)	0.00% (0)	0.00% (0)	0.00% (0)	3.50	0.71
P3. Aligns objectives, instruction, and assessmentsS:2	Class B ECE Mentor Evaluation	28.57% (2)	71.43% (5)	0.00% (0)	0.00% (0)	0.00% (0)	3.29	0.49
	Class B ECE Supervisor Evaluation	100.00% (9)	0.00% (0)	0.00% (0)	0.00% (0)	0.00% (0)	4.00	0
	Class Alt-A ECE Mentor Evaluation	0.00% (0)	100.00% (2)	0.00% (0)	0.00% (0)	0.00% (0)	3.00	0
	Class Alt-A ECE Supervisor Evaluation	50.00% (1)	50.00% (1)	0.00% (0)	0.00% (0)	0.00% (0)	3.50	0.71
P4. Selects supports (strategies, learning experiences, resources, and materials) to accommodate individual learner's needs and groups of needsS:2	Class B ECE Mentor Evaluation	14.29% (1)	57.14% (4)	28.57% (2)	0.00% (0)	0.00% (0)	2.86	0.69
	Class B ECE Supervisor Evaluation	88.89% (8)	11.11% (1)	0.00% (0)	0.00% (0)	0.00% (0)	3.89	0.33
	Class Alt-A ECE Mentor Evaluation	0.00% (0)	100.00% (2)	0.00% (0)	0.00% (0)	0.00% (0)	3.00	0

	Class Alt-A ECE Supervisor Evaluation	0.00% (0)	50.00% (1)	50.00% (1)	0.00% (0)	0.00% (0)	2.50	0.71
P5. Understands how learners grow and developS:2	Class B ECE Mentor Evaluation	14.29% (1)	85.71% (6)	0.00% (0)	0.00% (0)	0.00% (0)	3.14	0.38
	Class B ECE Supervisor Evaluation	88.89% (8)	11.11% (1)	0.00% (0)	0.00% (0)	0.00% (0)	3.89	0.33
	Class Alt-A ECE Mentor Evaluation	0.00% (0)	100.00% (2)	0.00% (0)	0.00% (0)	0.00% (0)	3.00	0
	Class Alt-A ECE Supervisor Evaluation	50.00% (1)	50.00% (1)	0.00% (0)	0.00% (0)	0.00% (0)	3.50	0.71
P6. Sequences the learning experiences so that they build on each other to support learning of the essential content S:2	Class B ECE Mentor Evaluation	14.29% (1)	85.71% (6)	0.00% (0)	0.00% (0)	0.00% (0)	3.14	0.38
	Class B ECE Supervisor Evaluation	88.89% (8)	11.11% (1)	0.00% (0)	0.00% (0)	0.00% (0)	3.89	0.33
	Class Alt-A ECE Mentor Evaluation	0.00% (0)	100.00% (2)	0.00% (0)	0.00% (0)	0.00% (0)	3.00	0
	Class Alt-A ECE Supervisor Evaluation	0.00% (0)	100.00% (2)	0.00% (0)	0.00% (0)	0.00% (0)	3.00	0

P7. Justifies the selected learning experiencesS:2	Class B ECE Mentor Evaluation	0.00% (0)	100.00% (7)	0.00% (0)	0.00% (0)	0.00% (0)	3.00	0
	Class B ECE Supervisor Evaluation	88.89% (8)	11.11% (1)	0.00% (0)	0.00% (0)	0.00% (0)	3.89	0.33
	Class Alt-A ECE Mentor Evaluation	0.00% (0)	100.00% (2)	0.00% (0)	0.00% (0)	0.00% (0)	3.00	0
	Class Alt-A ECE Supervisor Evaluation	0.00% (0)	100.00% (2)	0.00% (0)	0.00% (0)	0.00% (0)	3.00	0
P8. Accurately represents important content conceptsS:2	Class B ECE Mentor Evaluation	28.57% (2)	71.43% (5)	0.00% (0)	0.00% (0)	0.00% (0)	3.29	0.49
	Class B ECE Supervisor Evaluation	88.89% (8)	11.11% (1)	0.00% (0)	0.00% (0)	0.00% (0)	3.89	0.33
	Class Alt-A ECE Mentor Evaluation	0.00% (0)	100.00% (2)	0.00% (0)	0.00% (0)	0.00% (0)	3.00	0
	Class Alt-A ECE Supervisor Evaluation	50.00% (1)	50.00% (1)	0.00% (0)	0.00% (0)	0.00% (0)	3.50	0.71
Learning Environment L1. Communicates high expectations for all learnersS:2	Class B ECE Mentor Evaluation	14.29% (1)	71.43% (5)	14.29% (1)	0.00% (0)	0.00% (0)	3.00	0.58

	Class B ECE Supervisor Evaluation	88.89% (8)	11.11% (1)	0.00% (0)	0.00% (0)	0.00% (0)	3.89	0.33
	Class Alt-A ECE Mentor Evaluation	0.00% (0)	100.00% (2)	0.00% (0)	0.00% (0)	0.00% (0)	3.00	0
	Class Alt-A ECE Supervisor Evaluation	0.00% (0)	100.00% (2)	0.00% (0)	0.00% (0)	0.00% (0)	3.00	0
L2. Establishes and teaches clear guidelines for routines and appropriate expectations for learners' behaviorS:2	Class B ECE Mentor Evaluation	14.29% (1)	42.86% (3)	42.86% (3)	0.00% (0)	0.00% (0)	2.71	0.76
	Class B ECE Supervisor Evaluation	100.00% (9)	0.00% (0)	0.00% (0)	0.00% (0)	0.00% (0)	4.00	0
	Class Alt-A ECE Mentor Evaluation	0.00% (0)	100.00% (2)	0.00% (0)	0.00% (0)	0.00% (0)	3.00	0
	Class Alt-A ECE Supervisor Evaluation	0.00% (0)	100.00% (2)	0.00% (0)	0.00% (0)	0.00% (0)	3.00	0
L3. Facilitates learners' respectful collaboration S:2	Class B ECE Mentor Evaluation	42.86% (3)	57.14% (4)	0.00% (0)	0.00% (0)	0.00% (0)	3.43	0.53
	Class B ECE Supervisor Evaluation	100.00% (9)	0.00% (0)	0.00% (0)	0.00% (0)	0.00% (0)	4.00	0

	Class Alt-A ECE Mentor Evaluation	0.00% (0)	100.00% (2)	0.00% (0)	0.00% (0)	0.00% (0)	3.00	0
	Class Alt-A ECE Supervisor Evaluation	50.00% (1)	50.00% (1)	0.00% (0)	0.00% (0)	0.00% (0)	3.50	0.71
Instruction I1. Adapts lessons to learners' responsesS:2	Class B ECE Mentor Evaluation	28.57% (2)	57.14% (4)	14.29% (1)	0.00% (0)	0.00% (0)	3.14	0.69
	Class B ECE Supervisor Evaluation	88.89% (8)	11.11% (1)	0.00% (0)	0.00% (0)	0.00% (0)	3.89	0.33
	Class Alt-A ECE Mentor Evaluation	0.00% (0)	100.00% (2)	0.00% (0)	0.00% (0)	0.00% (0)	3.00	0
	Class Alt-A ECE Supervisor Evaluation	0.00% (0)	100.00% (2)	0.00% (0)	0.00% (0)	0.00% (0)	3.00	0
I2. Uses available technology to impact learningS:3	Class B ECE Mentor Evaluation	14.29% (1)	57.14% (4)	14.29% (1)	0.00% (0)	14.29% (1)	3.00	0.63
	Class B ECE Supervisor Evaluation	44.44% (4)	55.56% (5)	0.00% (0)	0.00% (0)	0.00% (0)	3.44	0.53
	Class Alt-A ECE Mentor Evaluation	0.00% (0)	100.00% (2)	0.00% (0)	0.00% (0)	0.00% (0)	3.00	0

	Class Alt-A ECE Supervisor Evaluation	0.00% (0)	100.00% (2)	0.00% (0)	0.00% (0)	0.00% (0)	3.00	0
I3. Engages learners using a range of questions, including higher order questionsS:2	Class B ECE Mentor Evaluation	14.29% (1)	71.43% (5)	14.29% (1)	0.00% (0)	0.00% (0)	3.00	0.58
	Class B ECE Supervisor Evaluation	100.00% (9)	0.00% (0)	0.00% (0)	0.00% (0)	0.00% (0)	4.00	0
	Class Alt-A ECE Mentor Evaluation	0.00% (0)	100.00% (2)	0.00% (0)	0.00% (0)	0.00% (0)	3.00	0
	Class Alt-A ECE Supervisor Evaluation	0.00% (0)	100.00% (2)	0.00% (0)	0.00% (0)	0.00% (0)	3.00	0
I4. Designs learning experiences in which content is presented accurately and is accessible to all learnersS:2	Class B ECE Mentor Evaluation	28.57% (2)	57.14% (4)	14.29% (1)	0.00% (0)	0.00% (0)	3.14	0.69
	Class B ECE Supervisor Evaluation	88.89% (8)	11.11% (1)	0.00% (0)	0.00% (0)	0.00% (0)	3.89	0.33
	Class Alt-A ECE Mentor Evaluation	0.00% (0)	100.00% (2)	0.00% (0)	0.00% (0)	0.00% (0)	3.00	0

	Class Alt-A ECE Supervisor Evaluation	0.00% (0)	50.00% (1)	50.00% (1)	0.00% (0)	0.00% (0)	2.50	0.71
I5. Creates learning experiences that include connection of concepts and strategically-designed experiences to apply content knowledgeS:2	Class B ECE Mentor Evaluation	0.00% (0)	85.71% (6)	14.29% (1)	0.00% (0)	0.00% (0)	2.86	0.38
	Class B ECE Supervisor Evaluation	88.89% (8)	11.11% (1)	0.00% (0)	0.00% (0)	0.00% (0)	3.89	0.33
	Class Alt-A ECE Mentor Evaluation	0.00% (0)	100.00% (2)	0.00% (0)	0.00% (0)	0.00% (0)	3.00	0
	Class Alt-A ECE Supervisor Evaluation	0.00% (0)	100.00% (2)	0.00% (0)	0.00% (0)	0.00% (0)	3.00	0
I6. Allows learners to demonstrate knowledge in a variety of waysS:2	Class B ECE Mentor Evaluation	0.00% (0)	85.71% (6)	14.29% (1)	0.00% (0)	0.00% (0)	2.86	0.38
	Class B ECE Supervisor Evaluation	66.67% (6)	33.33% (3)	0.00% (0)	0.00% (0)	0.00% (0)	3.67	0.50

	Class Alt-A ECE Mentor Evaluation	0.00% (0)	100.00% (2)	0.00% (0)	0.00% (0)	0.00% (0)	3.00	0
	Class Alt-A ECE Supervisor Evaluation	0.00% (0)	100.00% (2)	0.00% (0)	0.00% (0)	0.00% (0)	3.00	0
17. Paces lessons effectively with time for closure and learner processingS:2	Class B ECE Mentor Evaluation	28.57% (2)	42.86% (3)	0.00% (0)	14.29% (1)	14.29% (1)	3.00	1.10
	Class B ECE Supervisor Evaluation	88.89% (8)	11.11% (1)	0.00% (0)	0.00% (0)	0.00% (0)	3.89	0.33
	Class Alt-A ECE Mentor Evaluation	0.00% (0)	100.00% (2)	0.00% (0)	0.00% (0)	0.00% (0)	3.00	0
	Class Alt-A ECE Supervisor Evaluation	0.00% (0)	50.00% (1)	50.00% (1)	0.00% (0)	0.00% (0)	2.50	0.71
Assessment A1. Continuously monitors learningS:2	Class B ECE Mentor Evaluation	28.57% (2)	71.43% (5)	0.00% (0)	0.00% (0)	0.00% (0)	3.29	0.49
	Class B ECE Supervisor Evaluation	88.89% (8)	11.11% (1)	0.00% (0)	0.00% (0)	0.00% (0)	3.89	0.33
	Class Alt-A ECE Mentor Evaluation	0.00% (0)	100.00% (2)	0.00% (0)	0.00% (0)	0.00% (0)	3.00	0

	Class Alt-A ECE Supervisor Evaluation	0.00% (0)	100.00% (2)	0.00% (0)	0.00% (0)	0.00% (0)	3.00	0
A2. Uses a range of appropriate formative assessmentsS:2	Class B ECE Mentor Evaluation	14.29% (1)	71.43% (5)	14.29% (1)	0.00% (0)	0.00% (0)	3.00	0.58
	Class B ECE Supervisor Evaluation	88.89% (8)	11.11% (1)	0.00% (0)	0.00% (0)	0.00% (0)	3.89	0.33
	Class Alt-A ECE Mentor Evaluation	0.00% (0)	100.00% (2)	0.00% (0)	0.00% (0)	0.00% (0)	3.00	0
	Class Alt-A ECE Supervisor Evaluation	0.00% (0)	100.00% (2)	0.00% (0)	0.00% (0)	0.00% (0)	3.00	0
A3. Uses appropriate summative assessmentsS:2	Class B ECE Mentor Evaluation	14.29% (1)	57.14% (4)	14.29% (1)	0.00% (0)	14.29% (1)	3.00	0.63
	Class B ECE Supervisor Evaluation	88.89% (8)	11.11% (1)	0.00% (0)	0.00% (0)	0.00% (0)	3.89	0.33
	Class Alt-A ECE Mentor Evaluation	0.00% (0)	100.00% (2)	0.00% (0)	0.00% (0)	0.00% (0)	3.00	0
	Class Alt-A ECE Supervisor Evaluation	0.00% (0)	100.00% (2)	0.00% (0)	0.00% (0)	0.00% (0)	3.00	0

A4. Examines performance data to understand each learner's progress and revise instructionS:2	Class B ECE Mentor Evaluation	28.57% (2)	42.86% (3)	14.29% (1)	0.00% (0)	14.29% (1)	3.17	0.75
	Class B ECE Supervisor Evaluation	88.89% (8)	11.11% (1)	0.00% (0)	0.00% (0)	0.00% (0)	3.89	0.33
	Class Alt-A ECE Mentor Evaluation	0.00% (0)	100.00% (2)	0.00% (0)	0.00% (0)	0.00% (0)	3.00	0
	Class Alt-A ECE Supervisor Evaluation	0.00% (0)	100.00% (2)	0.00% (0)	0.00% (0)	0.00% (0)	3.00	0
A5. Communicates assessment information regarding learners' progress to others in respectful, ethics and responsive waysS:2	Class B ECE Mentor Evaluation	28.57% (2)	57.14% (4)	0.00% (0)	0.00% (0)	14.29% (1)	3.33	0.52
	Class B ECE Supervisor Evaluation	88.89% (8)	11.11% (1)	0.00% (0)	0.00% (0)	0.00% (0)	3.89	0.33
	Class Alt-A ECE Mentor Evaluation	0.00% (0)	100.00% (2)	0.00% (0)	0.00% (0)	0.00% (0)	3.00	0

	Class Alt-A ECE Supervisor Evaluation	0.00% (0)	100.00% (2)	0.00% (0)	0.00% (0)	0.00% (0)	3.00	0
A6. Collaborates with other professionals to plan and facilitate learningS:2	Class B ECE Mentor Evaluation	14.29% (1)	71.43% (5)	14.29% (1)	0.00% (0)	0.00% (0)	3.00	0.58
	Class B ECE Supervisor Evaluation	88.89% (8)	11.11% (1)	0.00% (0)	0.00% (0)	0.00% (0)	3.89	0.33
	Class Alt-A ECE Mentor Evaluation	0.00% (0)	100.00% (2)	0.00% (0)	0.00% (0)	0.00% (0)	3.00	0
	Class Alt-A ECE Supervisor Evaluation	50.00% (1)	50.00% (1)	0.00% (0)	0.00% (0)	0.00% (0)	3.50	0.71

Total Rubric Score

Rubric assessments with one or more elements marked with N/A are not included in the total rubric score calculations.

Query	Number of Assessments	Mean	Stdev
Class B ECE Mentor Evaluation	5	3.12	0.23
Class B ECE Supervisor Evaluation	9	3.89	0.12
Class Alt-A ECE Mentor Evaluation	2	3.00	0
Class Alt-A ECE Supervisor Evaluation	2	3.08	0.32

Teacher Candidate Summative Evaluation Rubric (October 2020)

Set Title:	CAEP-2022 - CAEP Initial Level Standards 2022
Standard Title:	Standard R1.1
Standard Identifier:	CAEP-2022 R1.1
Standard Description:	The Learner and Learning - The provider ensures candidates are able to apply their knowledge of the learner and learning at the appropriate progression levels. Evidence provided should demonstrate that candidates are able to apply critical concepts and principles of learner development (InTASC Standard 1), learning differences (InTASC Standard 2), and creating safe and supportive learning environments (InTASC Standard 3) in order to work effectively with diverse P-12 students and their families.
Mapped to:	Planning P1. Selects appropriate national and/or state standards InTASC 7 CAEP 1.1 / P2. Writes objectives with measurable outcomes that indicate what learners will know and be able to do InTASC 7 CAEP 1.1 / P3. Aligns objectives, instruction, and assessments / P4. Selects supports (strategies, learning experiences, resources, and materials) to accommodate individual learner's needs and groups of needs / P5. Understands how learners grow and develop / P6. Sequences the learning experiences so that they build on each other to support learning of the essential content / P7. Justifies the selected learning experiences / P8. Accurately represents important content concepts / Learning Environment L1. Communicates high expectations for all learners / L2. Establishes and teaches clear guidelines for routines and appropriate expectations for learners' behavior / L3. Facilitates learners' respectful collaboration / Instruction I1. Adapts lessons to learners' responses / I2. Uses available technology to impact learning / I3. Engages learners using a range of questions, including higher order questions / I4. Designs learning experiences in which content is presented accurately and is accessible to all learners / I5. Creates learning experiences that include connection of concepts and strategically-designed experiences to apply content knowledge / I6. Allows learners to demonstrate knowledge in a variety of ways / I7. Paces lessons effectively with time for closure and learner processing / Assessment A1. Continuously monitors learning / A2. Uses a range of appropriate formative assessments / A3. Uses appropriate summative assessments / A4. Examines performance data to understand each learner's progress and revise instruction / A5. Communicates assessment information regarding learners' progress to others in respectful, ethics and responsive ways / A6. Collaborates with other professionals to plan and facilitate learning

Set Title: INTASC-2011 - InTASC Model Core Teaching Standards 2011
Standard Title: Standard 1
Standard Identifier: INTASC-2011 1
Standard Description: Learner Development - The teacher understands how learners grow and develop, recognizing that patterns of learning and development vary individually within and across the cognitive, linguistic, social, emotional, and physical areas, and designs and implements developmentally appropriate and challenging learning experiences.
Mapped to: P5. Understands how learners grow and develop

Set Title: INTASC-2011 - InTASC Model Core Teaching Standards 2011
Standard Title: Standard 2
Standard Identifier: INTASC-2011 2
Standard Description: Learning Differences - The teacher uses understanding of individual differences and diverse cultures and communities to ensure inclusive learning environments that enable each learner to meet high standards.
Mapped to: P4. Selects supports (strategies, learning experiences, resources, and materials) to accommodate individual learner's needs and groups of needs

Set Title: INTASC-2011 - InTASC Model Core Teaching Standards 2011
Standard Title: Standard 3
Standard Identifier: INTASC-2011 3
Standard Description: Learning Environments - The teacher works with others to create environments that support individual and collaborative learning, and that encourage positive social interaction, active engagement in learning, and self motivation.
Mapped to: Learning Environment L1. Communicates high expectations for all learners / L2. Establishes and teaches clear guidelines for routines and appropriate expectations for learners' behavior / L3. Facilitates learners' respectful collaboration

Set Title: INTASC-2011 - InTASC Model Core Teaching Standards 2011

Standard Title: Standard 4

Standard Identifier: INTASC-2011 4

Standard Description: Content Knowledge - The teacher understands the central concepts, tools of inquiry, and structures of the discipline(s) he or she teaches and creates learning experiences that make these aspects of the discipline accessible and meaningful for learners to assure mastery of the content.

Mapped to: P8. Accurately represents important content concepts / I4. Designs learning experiences in which content is presented accurately and is accessible to all learners

Set Title: INTASC-2011 - InTASC Model Core Teaching Standards 2011

Standard Title: Standard 5

Standard Identifier: INTASC-2011 5

Standard Description: Application of Content - The teacher understands how to connect concepts and use differing perspectives to engage learners in critical thinking, creativity, and collaborative problem solving related to authentic local and global issues.

Mapped to: I3. Engages learners using a range of questions, including higher order questions / I5. Creates learning experiences that include connection of concepts and strategically-designed experiences to apply content knowledge

Set Title: INTASC-2011 - InTASC Model Core Teaching Standards 2011

Standard Title: Standard 6

Standard Identifier: INTASC-2011 6

Standard Description: Assessment - The teacher understands and uses multiple methods of assessment to engage learners in their own growth, to monitor learner progress, and to guide the teacher's and learner's decision making.

Mapped to: Instruction I1. Adapts lessons to learners' responses / I6. Allows learners to demonstrate knowledge in a variety of ways / Assessment A1. Continuously monitors learning / A2. Uses a range of appropriate formative assessments / A3. Uses appropriate summative assessments / A4. Examines performance data to understand each learner's progress and revise instruction / A5. Communicates assessment information regarding learners' progress to others in respectful, ethics and responsive ways / A6. Collaborates with other professionals to plan and facilitate learning

Set Title: INTASC-2011 - InTASC Model Core Teaching Standards 2011

Standard Title: Standard 7

Standard Identifier: INTASC-2011 7

Standard Description: Planning for Instruction - The teacher plans instruction that supports every student in meeting rigorous learning goals by drawing upon knowledge of content areas, curriculum, cross-disciplinary skills, and pedagogy, as well as knowledge of learners and the community context.

Mapped to: Planning P1. Selects appropriate national and/or state standards InTASC 7 CAEP 1.1 / P2. Writes objectives with measurable outcomes that indicate what learners will know and be able to do InTASC 7 CAEP 1.1 / P3. Aligns objectives, instruction, and assessments / P6. Sequences the learning experiences so that they build on each other to support learning of the essential content / P7. Justifies the selected learning experiences

Set Title: INTASC-2011 - InTASC Model Core Teaching Standards 2011

Standard Title: Standard 8

Standard Identifier: INTASC-2011 8

Standard Description: Instructional Strategies - The teacher understands and uses a variety of instructional strategies to encourage learners to develop deep understanding of content areas and their connections, and to build skills to apply knowledge in meaningful ways.

Mapped to: I2. Uses available technology to impact learning / I7. Paces lessons effectively with time for closure and learner processing

Set Title: ISTE - ISTE Standards for Educators

Standard Title: Standard 2.6

Standard Identifier: ISTE 2.6

Standard Description: Facilitator - Educators facilitate learning with technology to support student achievement of the ISTE Standards for Students.

Mapped to: I2. Uses available technology to impact learning

Summative Evaluation Rubric (October 2020)

Query Name: Class B ECE Mentor Evaluation
Parameters Applied: Term: Spring 2025 12/16/2024~05/07/2025
Organization information:
Courses: ECE472 - Early Childhood Internship / Templates: Internship Summative Evaluation (Mentor)

Query Name: Class B ECE Supervisor Evaluation
Parameters Applied: Term: Spring 2025 12/16/2024~05/07/2025
Organization information:
Courses: ECE472 - Early Childhood Internship / Templates: Internship Summative Evaluation (Supervisor)

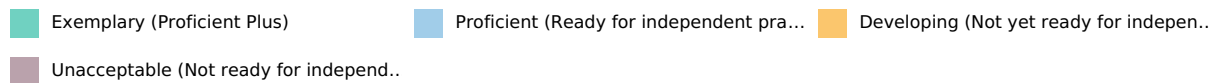
Query Name: Class Alt-A ECE Mentor Evaluation
Parameters Applied: Term: Spring 2025 12/16/2024~05/07/2025
Organization information:
Courses: ECE572 - Early Childhood Ed Internship / Templates: Internship Summative Evaluation (Mentor)

Query Name: Class Alt-A ECE Supervisor Evaluation
Parameters Applied: Term: Spring 2025 12/16/2024~05/07/2025
Organization information:
Courses: ECE572 - Early Childhood Ed Internship / Templates: Internship Summative Evaluation (Supervisor)

Summative Evaluation Rubric (October 2020)

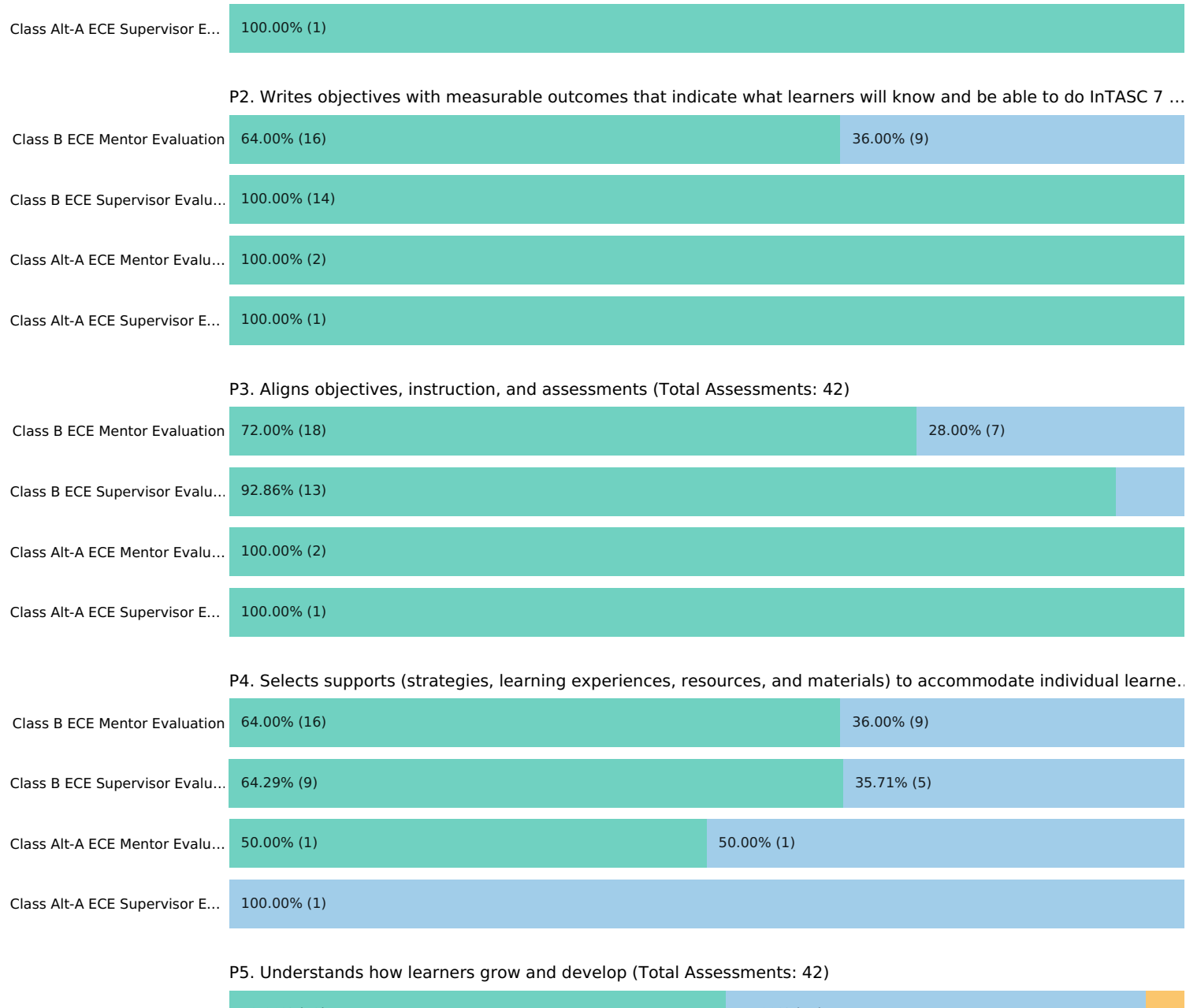
Group by:	Element
Element:	Planning P1. Selects appropriate national and/or state standards InTASC 7 CAEP 1.1 / P2. Writes objectives with measurable outcomes that indicate what learners will know and be able to do InTASC 7 CAEP 1.1 / P3. Aligns objectives, instruction, and assessments / P4. Selects supports (strategies, learning experiences, resources, and materials) to accommodate individual learner’s needs and groups of needs / P5. Understands how learners grow and develop / P6. Sequences the learning experiences so that they build on each other to support learning of the essential content / P7. Justifies the selected learning experiences / P8. Accurately represents important content concepts / Learning Environment L1. Communicates high expectations for all learners / L2. Establishes and teaches clear guidelines for routines and appropriate expectations for learners’ behavior / L3. Facilitates learners’ respectful collaboration / Instruction I1. Adapts lessons to learners’ responses / I2. Uses available technology to impact learning / I3. Engages learners using a range of questions, including higher order questions / I4. Designs learning experiences in which content is presented accurately and is accessible to all learners/ I5. Creates learning experiences that include connection of concepts and strategically-designed experiences to apply content knowledge / I6. Allows learners to demonstrate knowledge in a variety of ways / I7. Paces lessons effectively with time for closure and learner processing / Assessment A1. Continuously monitors learning / A2. Uses a range of appropriate formative assessments / A3. Uses appropriate summative assessments / A4. Examines performance data to understand each learner’s progress and revise instruction / A5. Communicates assessment information regarding learners’ progress to others in respectful, ethics and responsive ways / A6. Collaborates with other professionals to plan and facilitate learning
Performance Level:	Exemplary (Proficient Plus) / Proficient (Ready for independent practice) / Developing (Not yet ready for independent practice) / Unacceptable (Not ready for independent practice)
Standard:	Standard R1.1 / Standard 7 / Standard 3 / Standard 4 / Standard 6 / Standard 2 / Standard 8 / Standard 1 / Standard 5 / Standard 2.6

Rubric Results by Element




Planning P1. Selects appropriate national and/or state standards InTASC 7 CAEP 1.1 (Total Assessments: 42)








P6. Sequences the learning experiences so that they build on each other to support learning of the essential conten.

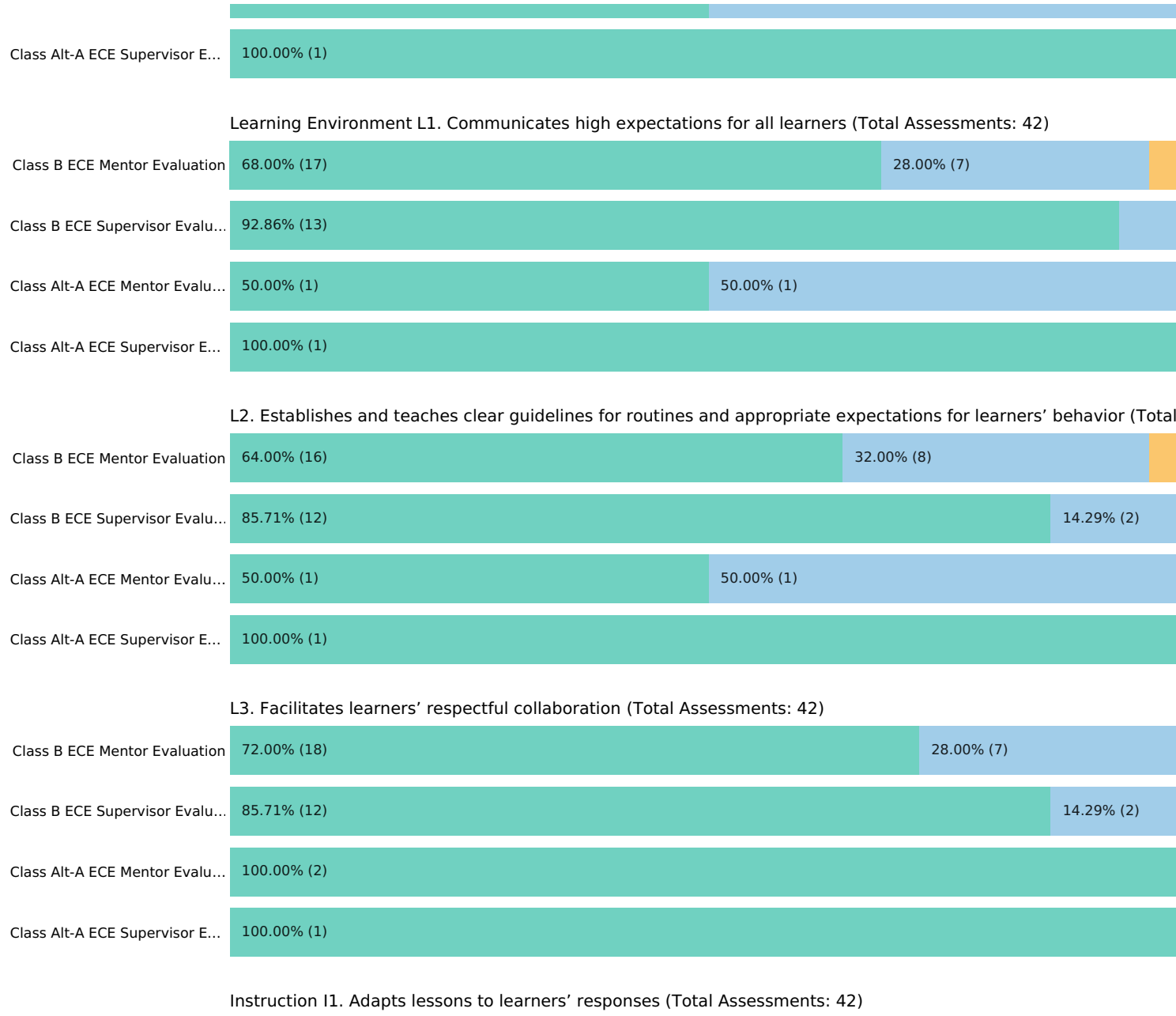


P7. Justifies the selected learning experiences (Total Assessments: 42)



P8. Accurately represents important content concepts (Total Assessments: 42)








15. Creates learning experiences that include connection of concepts and strategically-designed experiences to app.



16. Allows learners to demonstrate knowledge in a variety of ways (Total Assessments: 42)

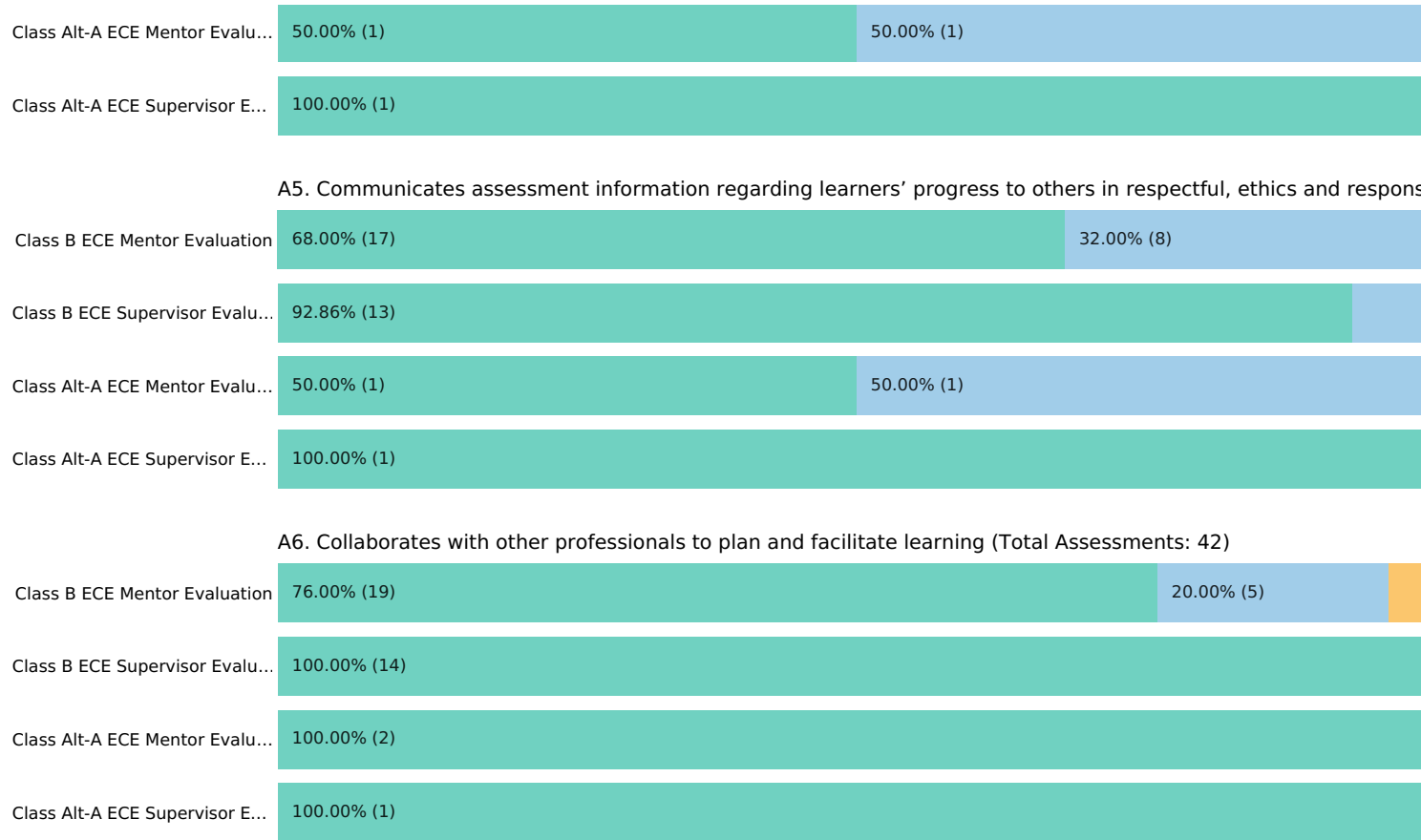


17. Paces lessons effectively with time for closure and learner processing (Total Assessments: 42)



Assessment A1 Continuously monitors learning (Total Assessments: 42)





Element	Query	Exemplary (Proficient Plus)	Proficient (Ready for independent practice)	Developing (Not yet ready for independent practice)	Unacceptable (Not ready for independent practice)	Mean	Stdev
---------	-------	-----------------------------	---	---	---	------	-------

Planning P1. Selects appropriate national and/or state standards InTASC 7 CAEP 1.1S:2	Class B ECE Mentor Evaluation	72.00% (18)	28.00% (7)	0.00% (0)	0.00% (0)	3.72	0.46
	Class B ECE Supervisor Evaluation	92.86% (13)	7.14% (1)	0.00% (0)	0.00% (0)	3.93	0.27
	Class Alt-A ECE Mentor Evaluation	50.00% (1)	50.00% (1)	0.00% (0)	0.00% (0)	3.50	0.71
	Class Alt-A ECE Supervisor Evaluation	100.00% (1)	0.00% (0)	0.00% (0)	0.00% (0)	4.00	NaN
P2. Writes objectives with measurable outcomes that indicate what learners will know and be able to do InTASC 7 CAEP 1.1S:2	Class B ECE Mentor Evaluation	64.00% (16)	36.00% (9)	0.00% (0)	0.00% (0)	3.64	0.49
	Class B ECE Supervisor Evaluation	100.00% (14)	0.00% (0)	0.00% (0)	0.00% (0)	4.00	0
	Class Alt-A ECE Mentor Evaluation	100.00% (2)	0.00% (0)	0.00% (0)	0.00% (0)	4.00	0
	Class Alt-A ECE Supervisor Evaluation	100.00% (1)	0.00% (0)	0.00% (0)	0.00% (0)	4.00	NaN

P3. Aligns objectives, instruction, and assessmentsS:2	Class B ECE Mentor Evaluation	72.00% (18)	28.00% (7)	0.00% (0)	0.00% (0)	3.72	0.46
	Class B ECE Supervisor Evaluation	92.86% (13)	7.14% (1)	0.00% (0)	0.00% (0)	3.93	0.27
	Class Alt-A ECE Mentor Evaluation	100.00% (2)	0.00% (0)	0.00% (0)	0.00% (0)	4.00	0
	Class Alt-A ECE Supervisor Evaluation	100.00% (1)	0.00% (0)	0.00% (0)	0.00% (0)	4.00	NaN
P4. Selects supports (strategies, learning experiences, resources, and materials) to accommodate individual learner's needs and groups of needsS:2	Class B ECE Mentor Evaluation	64.00% (16)	36.00% (9)	0.00% (0)	0.00% (0)	3.64	0.49
	Class B ECE Supervisor Evaluation	64.29% (9)	35.71% (5)	0.00% (0)	0.00% (0)	3.64	0.50
	Class Alt-A ECE Mentor Evaluation	50.00% (1)	50.00% (1)	0.00% (0)	0.00% (0)	3.50	0.71
	Class Alt-A ECE Supervisor Evaluation	0.00% (0)	100.00% (1)	0.00% (0)	0.00% (0)	3.00	NaN

P5. Understands how learners grow and developS:2	Class B ECE Mentor Evaluation	52.00% (13)	44.00% (11)	4.00% (1)	0.00% (0)	3.48	0.59
	Class B ECE Supervisor Evaluation	85.71% (12)	14.29% (2)	0.00% (0)	0.00% (0)	3.86	0.36
	Class Alt-A ECE Mentor Evaluation	50.00% (1)	50.00% (1)	0.00% (0)	0.00% (0)	3.50	0.71
	Class Alt-A ECE Supervisor Evaluation	100.00% (1)	0.00% (0)	0.00% (0)	0.00% (0)	4.00	NaN
P6. Sequences the learning experiences so that they build on each other to support learning of the essential content S:2	Class B ECE Mentor Evaluation	60.00% (15)	36.00% (9)	4.00% (1)	0.00% (0)	3.56	0.58
	Class B ECE Supervisor Evaluation	100.00% (14)	0.00% (0)	0.00% (0)	0.00% (0)	4.00	0
	Class Alt-A ECE Mentor Evaluation	100.00% (2)	0.00% (0)	0.00% (0)	0.00% (0)	4.00	0
	Class Alt-A ECE Supervisor Evaluation	100.00% (1)	0.00% (0)	0.00% (0)	0.00% (0)	4.00	NaN
P7. Justifies the selected learning experiencesS:2	Class B ECE Mentor Evaluation	60.00% (15)	36.00% (9)	4.00% (1)	0.00% (0)	3.56	0.58

	Class B ECE Supervisor Evaluation	78.57% (11)	21.43% (3)	0.00% (0)	0.00% (0)	3.79	0.43
	Class Alt-A ECE Mentor Evaluation	100.00% (2)	0.00% (0)	0.00% (0)	0.00% (0)	4.00	0
	Class Alt-A ECE Supervisor Evaluation	100.00% (1)	0.00% (0)	0.00% (0)	0.00% (0)	4.00	NaN
P8. Accurately represents important content conceptsS:2	Class B ECE Mentor Evaluation	60.00% (15)	40.00% (10)	0.00% (0)	0.00% (0)	3.60	0.50
	Class B ECE Supervisor Evaluation	100.00% (14)	0.00% (0)	0.00% (0)	0.00% (0)	4.00	0
	Class Alt-A ECE Mentor Evaluation	50.00% (1)	50.00% (1)	0.00% (0)	0.00% (0)	3.50	0.71
	Class Alt-A ECE Supervisor Evaluation	100.00% (1)	0.00% (0)	0.00% (0)	0.00% (0)	4.00	NaN
Learning Environment L1. Communicates high expectations for all learnersS:2	Class B ECE Mentor Evaluation	68.00% (17)	28.00% (7)	4.00% (1)	0.00% (0)	3.64	0.57
	Class B ECE Supervisor Evaluation	92.86% (13)	7.14% (1)	0.00% (0)	0.00% (0)	3.93	0.27
	Class Alt-A ECE Mentor Evaluation	50.00% (1)	50.00% (1)	0.00% (0)	0.00% (0)	3.50	0.71

	Class Alt-A ECE Supervisor Evaluation	100.00% (1)	0.00% (0)	0.00% (0)	0.00% (0)	4.00	NaN
L2. Establishes and teaches clear guidelines for routines and appropriate expectations for learners' behaviorS:2	Class B ECE Mentor Evaluation	64.00% (16)	32.00% (8)	4.00% (1)	0.00% (0)	3.60	0.58
	Class B ECE Supervisor Evaluation	85.71% (12)	14.29% (2)	0.00% (0)	0.00% (0)	3.86	0.36
	Class Alt-A ECE Mentor Evaluation	50.00% (1)	50.00% (1)	0.00% (0)	0.00% (0)	3.50	0.71
	Class Alt-A ECE Supervisor Evaluation	100.00% (1)	0.00% (0)	0.00% (0)	0.00% (0)	4.00	NaN
L3. Facilitates learners' respectful collaboration S:2	Class B ECE Mentor Evaluation	72.00% (18)	28.00% (7)	0.00% (0)	0.00% (0)	3.72	0.46
	Class B ECE Supervisor Evaluation	85.71% (12)	14.29% (2)	0.00% (0)	0.00% (0)	3.86	0.36
	Class Alt-A ECE Mentor Evaluation	100.00% (2)	0.00% (0)	0.00% (0)	0.00% (0)	4.00	0
	Class Alt-A ECE Supervisor Evaluation	100.00% (1)	0.00% (0)	0.00% (0)	0.00% (0)	4.00	NaN

Instruction I1. Adapts lessons to learners' responsesS:2	Class B ECE Mentor Evaluation	68.00% (17)	32.00% (8)	0.00% (0)	0.00% (0)	3.68	0.48
	Class B ECE Supervisor Evaluation	57.14% (8)	42.86% (6)	0.00% (0)	0.00% (0)	3.57	0.51
	Class Alt-A ECE Mentor Evaluation	100.00% (2)	0.00% (0)	0.00% (0)	0.00% (0)	4.00	0
	Class Alt-A ECE Supervisor Evaluation	0.00% (0)	100.00% (1)	0.00% (0)	0.00% (0)	3.00	NaN
I2. Uses available technology to impact learningS:3	Class B ECE Mentor Evaluation	60.00% (15)	40.00% (10)	0.00% (0)	0.00% (0)	3.60	0.50
	Class B ECE Supervisor Evaluation	35.71% (5)	64.29% (9)	0.00% (0)	0.00% (0)	3.36	0.50
	Class Alt-A ECE Mentor Evaluation	50.00% (1)	50.00% (1)	0.00% (0)	0.00% (0)	3.50	0.71
	Class Alt-A ECE Supervisor Evaluation	0.00% (0)	100.00% (1)	0.00% (0)	0.00% (0)	3.00	NaN
I3. Engages learners using a range of questions, including higher order questionsS:2	Class B ECE Mentor Evaluation	56.00% (14)	40.00% (10)	4.00% (1)	0.00% (0)	3.52	0.59
	Class B ECE Supervisor Evaluation	42.86% (6)	57.14% (8)	0.00% (0)	0.00% (0)	3.43	0.51

	Class Alt-A ECE Mentor Evaluation	0.00% (0)	100.00% (2)	0.00% (0)	0.00% (0)	3.00	0
	Class Alt-A ECE Supervisor Evaluation	100.00% (1)	0.00% (0)	0.00% (0)	0.00% (0)	4.00	NaN
I4. Designs learning experiences in which content is presented accurately and is accessible to all learnersS:2	Class B ECE Mentor Evaluation	68.00% (17)	32.00% (8)	0.00% (0)	0.00% (0)	3.68	0.48
	Class B ECE Supervisor Evaluation	85.71% (12)	14.29% (2)	0.00% (0)	0.00% (0)	3.86	0.36
	Class Alt-A ECE Mentor Evaluation	50.00% (1)	50.00% (1)	0.00% (0)	0.00% (0)	3.50	0.71
	Class Alt-A ECE Supervisor Evaluation	100.00% (1)	0.00% (0)	0.00% (0)	0.00% (0)	4.00	NaN
I5. Creates learning experiences that include connection of concepts and strategically-designed experiences to apply content knowledgeS:2	Class B ECE Mentor Evaluation	60.00% (15)	36.00% (9)	4.00% (1)	0.00% (0)	3.56	0.58
	Class B ECE Supervisor Evaluation	71.43% (10)	28.57% (4)	0.00% (0)	0.00% (0)	3.71	0.47

	Class Alt-A ECE Mentor Evaluation	50.00% (1)	50.00% (1)	0.00% (0)	0.00% (0)	3.50	0.71
	Class Alt-A ECE Supervisor Evaluation	100.00% (1)	0.00% (0)	0.00% (0)	0.00% (0)	4.00	NaN
16. Allows learners to demonstrate knowledge in a variety of waysS:2	Class B ECE Mentor Evaluation	64.00% (16)	32.00% (8)	4.00% (1)	0.00% (0)	3.60	0.58
	Class B ECE Supervisor Evaluation	64.29% (9)	35.71% (5)	0.00% (0)	0.00% (0)	3.64	0.50
	Class Alt-A ECE Mentor Evaluation	50.00% (1)	50.00% (1)	0.00% (0)	0.00% (0)	3.50	0.71
	Class Alt-A ECE Supervisor Evaluation	100.00% (1)	0.00% (0)	0.00% (0)	0.00% (0)	4.00	NaN
17. Paces lessons effectively with time for closure and learner processingS:2	Class B ECE Mentor Evaluation	64.00% (16)	36.00% (9)	0.00% (0)	0.00% (0)	3.64	0.49
	Class B ECE Supervisor Evaluation	92.86% (13)	7.14% (1)	0.00% (0)	0.00% (0)	3.93	0.27
	Class Alt-A ECE Mentor Evaluation	50.00% (1)	50.00% (1)	0.00% (0)	0.00% (0)	3.50	0.71
	Class Alt-A ECE Supervisor Evaluation	100.00% (1)	0.00% (0)	0.00% (0)	0.00% (0)	4.00	NaN

Assessment A1. Continuously monitors learningS:2	Class B ECE Mentor Evaluation	68.00% (17)	28.00% (7)	4.00% (1)	0.00% (0)	3.64	0.57
	Class B ECE Supervisor Evaluation	92.86% (13)	7.14% (1)	0.00% (0)	0.00% (0)	3.93	0.27
	Class Alt-A ECE Mentor Evaluation	50.00% (1)	50.00% (1)	0.00% (0)	0.00% (0)	3.50	0.71
	Class Alt-A ECE Supervisor Evaluation	100.00% (1)	0.00% (0)	0.00% (0)	0.00% (0)	4.00	NaN
A2. Uses a range of appropriate formative assessmentsS:2	Class B ECE Mentor Evaluation	68.00% (17)	28.00% (7)	4.00% (1)	0.00% (0)	3.64	0.57
	Class B ECE Supervisor Evaluation	71.43% (10)	28.57% (4)	0.00% (0)	0.00% (0)	3.71	0.47
	Class Alt-A ECE Mentor Evaluation	50.00% (1)	50.00% (1)	0.00% (0)	0.00% (0)	3.50	0.71
	Class Alt-A ECE Supervisor Evaluation	100.00% (1)	0.00% (0)	0.00% (0)	0.00% (0)	4.00	NaN
A3. Uses appropriate summative assessmentsS:2	Class B ECE Mentor Evaluation	64.00% (16)	32.00% (8)	4.00% (1)	0.00% (0)	3.60	0.58
	Class B ECE Supervisor Evaluation	71.43% (10)	28.57% (4)	0.00% (0)	0.00% (0)	3.71	0.47

	Class Alt-A ECE Mentor Evaluation	50.00% (1)	50.00% (1)	0.00% (0)	0.00% (0)	3.50	0.71
	Class Alt-A ECE Supervisor Evaluation	100.00% (1)	0.00% (0)	0.00% (0)	0.00% (0)	4.00	NaN
A4. Examines performance data to understand each learner's progress and revise instructionS:2	Class B ECE Mentor Evaluation	60.00% (15)	36.00% (9)	4.00% (1)	0.00% (0)	3.56	0.58
	Class B ECE Supervisor Evaluation	92.86% (13)	7.14% (1)	0.00% (0)	0.00% (0)	3.93	0.27
	Class Alt-A ECE Mentor Evaluation	50.00% (1)	50.00% (1)	0.00% (0)	0.00% (0)	3.50	0.71
	Class Alt-A ECE Supervisor Evaluation	100.00% (1)	0.00% (0)	0.00% (0)	0.00% (0)	4.00	NaN
A5. Communicates assessment information regarding learners' progress to others in respectful, ethics and responsive waysS:2	Class B ECE Mentor Evaluation	68.00% (17)	32.00% (8)	0.00% (0)	0.00% (0)	3.68	0.48
	Class B ECE Supervisor Evaluation	92.86% (13)	7.14% (1)	0.00% (0)	0.00% (0)	3.93	0.27
	Class Alt-A ECE Mentor Evaluation	50.00% (1)	50.00% (1)	0.00% (0)	0.00% (0)	3.50	0.71

	Class Alt-A ECE Supervisor Evaluation	100.00% (1)	0.00% (0)	0.00% (0)	0.00% (0)	4.00	NaN
A6. Collaborates with other professionals to plan and facilitate learningS:2	Class B ECE Mentor Evaluation	76.00% (19)	20.00% (5)	4.00% (1)	0.00% (0)	3.72	0.54
	Class B ECE Supervisor Evaluation	100.00% (14)	0.00% (0)	0.00% (0)	0.00% (0)	4.00	0
	Class Alt-A ECE Mentor Evaluation	100.00% (2)	0.00% (0)	0.00% (0)	0.00% (0)	4.00	0
	Class Alt-A ECE Supervisor Evaluation	100.00% (1)	0.00% (0)	0.00% (0)	0.00% (0)	4.00	NaN

Total Rubric Score

Rubric assessments with one or more elements marked with N/A are not included in the total rubric score calculations.

Query	Number of Assessments	Mean	Stdev
Class B ECE Mentor Evaluation	25	3.63	0.07
Class B ECE Supervisor Evaluation	14	3.81	0.18
Class Alt-A ECE Mentor Evaluation	2	3.63	0.27
Class Alt-A ECE Supervisor Evaluation	1	3.88	0.34

Summative Evaluation Rubric (October 2020)

Set Title:	CAEP-2022 - CAEP Initial Level Standards 2022
Standard Title:	Standard R1.1
Standard Identifier:	CAEP-2022 R1.1
Standard Description:	The Learner and Learning - The provider ensures candidates are able to apply their knowledge of the learner and learning at the appropriate progression levels. Evidence provided should demonstrate that candidates are able to apply critical concepts and principles of learner development (InTASC Standard 1), learning differences (InTASC Standard 2), and creating safe and supportive learning environments (InTASC Standard 3) in order to work effectively with diverse P-12 students and their families.
Mapped to:	Planning P1. Selects appropriate national and/or state standards InTASC 7 CAEP 1.1 / P2. Writes objectives with measurable outcomes that indicate what learners will know and be able to do InTASC 7 CAEP 1.1 / P3. Aligns objectives, instruction, and assessments / P4. Selects supports (strategies, learning experiences, resources, and materials) to accommodate individual learner's needs and groups of needs / P5. Understands how learners grow and develop / P6. Sequences the learning experiences so that they build on each other to support learning of the essential content / P7. Justifies the selected learning experiences / P8. Accurately represents important content concepts / Learning Environment L1. Communicates high expectations for all learners / L2. Establishes and teaches clear guidelines for routines and appropriate expectations for learners' behavior / L3. Facilitates learners' respectful collaboration / Instruction I1. Adapts lessons to learners' responses / I2. Uses available technology to impact learning / I3. Engages learners using a range of questions, including higher order questions / I4. Designs learning experiences in which content is presented accurately and is accessible to all learners / I5. Creates learning experiences that include connection of concepts and strategically-designed experiences to apply content knowledge / I6. Allows learners to demonstrate knowledge in a variety of ways / I7. Paces lessons effectively with time for closure and learner processing / Assessment A1. Continuously monitors learning / A2. Uses a range of appropriate formative assessments / A3. Uses appropriate summative assessments / A4. Examines performance data to understand each learner's progress and revise instruction / A5. Communicates assessment information regarding learners' progress to others in respectful, ethics and responsive ways / A6. Collaborates with other professionals to plan and facilitate learning

Set Title: INTASC-2011 - InTASC Model Core Teaching Standards 2011

Standard Title: Standard 1

Standard Identifier: INTASC-2011 1

Standard Description: Learner Development - The teacher understands how learners grow and develop, recognizing that patterns of learning and development vary individually within and across the cognitive, linguistic, social, emotional, and physical areas, and designs and implements developmentally appropriate and challenging learning experiences.

Mapped to: P5. Understands how learners grow and develop

Set Title: INTASC-2011 - InTASC Model Core Teaching Standards 2011

Standard Title: Standard 2

Standard Identifier: INTASC-2011 2

Standard Description: Learning Differences - The teacher uses understanding of individual differences and diverse cultures and communities to ensure inclusive learning environments that enable each learner to meet high standards.

Mapped to: P4. Selects supports (strategies, learning experiences, resources, and materials) to accommodate individual learner's needs and groups of needs

Set Title: INTASC-2011 - InTASC Model Core Teaching Standards 2011

Standard Title: Standard 3

Standard Identifier: INTASC-2011 3

Standard Description: Learning Environments - The teacher works with others to create environments that support individual and collaborative learning, and that encourage positive social interaction, active engagement in learning, and self motivation.

Mapped to: Learning Environment L1. Communicates high expectations for all learners / L2. Establishes and teaches clear guidelines for routines and appropriate expectations for learners' behavior / L3. Facilitates learners' respectful collaboration

Set Title: INTASC-2011 - InTASC Model Core Teaching Standards 2011

Standard Title: Standard 4

Standard Identifier: INTASC-2011 4

Standard Description: Content Knowledge - The teacher understands the central concepts, tools of inquiry, and structures of the discipline(s) he or she teaches and creates learning experiences that make these aspects of the discipline accessible and meaningful for learners to assure mastery of the content.

Mapped to: P8. Accurately represents important content concepts / I4. Designs learning experiences in which content is presented accurately and is accessible to all learners

Set Title: INTASC-2011 - InTASC Model Core Teaching Standards 2011

Standard Title: Standard 5

Standard Identifier: INTASC-2011 5

Standard Description: Application of Content - The teacher understands how to connect concepts and use differing perspectives to engage learners in critical thinking, creativity, and collaborative problem solving related to authentic local and global issues.

Mapped to: I3. Engages learners using a range of questions, including higher order questions / I5. Creates learning experiences that include connection of concepts and strategically-designed experiences to apply content knowledge

Set Title: INTASC-2011 - InTASC Model Core Teaching Standards 2011

Standard Title: Standard 6

Standard Identifier: INTASC-2011 6

Standard Description: Assessment - The teacher understands and uses multiple methods of assessment to engage learners in their own growth, to monitor learner progress, and to guide the teacher's and learner's decision making.

Mapped to: Instruction I1. Adapts lessons to learners' responses / I6. Allows learners to demonstrate knowledge in a variety of ways / Assessment A1. Continuously monitors learning / A2. Uses a range of appropriate formative assessments / A3. Uses appropriate summative assessments / A4. Examines performance data to understand each learner's progress and revise instruction / A5. Communicates assessment information regarding learners' progress to others in respectful, ethics and responsive ways / A6. Collaborates with other professionals to plan and facilitate learning

Set Title: INTASC-2011 - InTASC Model Core Teaching Standards 2011

Standard Title: Standard 7

Standard Identifier: INTASC-2011 7

Standard Description: Planning for Instruction - The teacher plans instruction that supports every student in meeting rigorous learning goals by drawing upon knowledge of content areas, curriculum, cross-disciplinary skills, and pedagogy, as well as knowledge of learners and the community context.

Mapped to: Planning P1. Selects appropriate national and/or state standards InTASC 7 CAEP 1.1 / P2. Writes objectives with measurable outcomes that indicate what learners will know and be able to do InTASC 7 CAEP 1.1 / P3. Aligns objectives, instruction, and assessments / P6. Sequences the learning experiences so that they build on each other to support learning of the essential content / P7. Justifies the selected learning experiences

Set Title: INTASC-2011 - InTASC Model Core Teaching Standards 2011

Standard Title: Standard 8

Standard Identifier: INTASC-2011 8

Standard Description: Instructional Strategies - The teacher understands and uses a variety of instructional strategies to encourage learners to develop deep understanding of content areas and their connections, and to build skills to apply knowledge in meaningful ways.

Mapped to: I2. Uses available technology to impact learning / I7. Paces lessons effectively with time for closure and learner processing

Set Title: ISTE - ISTE Standards for Educators

Standard Title: Standard 2.6

Standard Identifier: ISTE 2.6

Standard Description: Facilitator - Educators facilitate learning with technology to support student achievement of the ISTE Standards for Students.

Mapped to: I2. Uses available technology to impact learning

Teacher Candidate Summative Evaluation Rubric (October 2020)

Query Name: Class B Secondary Mentor Evaluation
Parameters Applied: Term: Fall 2024 08/21/2024~12/11/2024
Organization information:
Courses: ED482 - High School Student Internship / Templates: Internship Summative Evaluation (Mentor)

Query Name: Class B Secondary Supervisor Evaluation
Parameters Applied: Term: Fall 2024 08/21/2024~12/11/2024
Organization information:
Courses: ED482 - High School Student Internship / Templates: OLD Teacher Candidate Summative Evaluation (Supervisor)

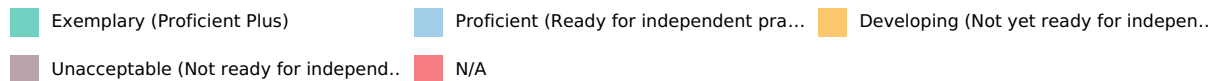
Query Name: Class Alt-A Secondary Mentor Evaluation
Parameters Applied: Term: Fall 2024 08/21/2024~12/11/2024
Organization information:
Courses: ED582 - High School Internship / Templates: Internship Summative Evaluation (Mentor)

Query Name: Class Alt-A Secondary Supervisor Evaluation
Parameters Applied: Term: Fall 2024 08/21/2024~12/11/2024
Organization information:
Courses: ED582 - High School Internship / Templates: OLD Teacher Candidate Summative Evaluation (Supervisor)

Teacher Candidate Summative Evaluation Rubric (October 2020)

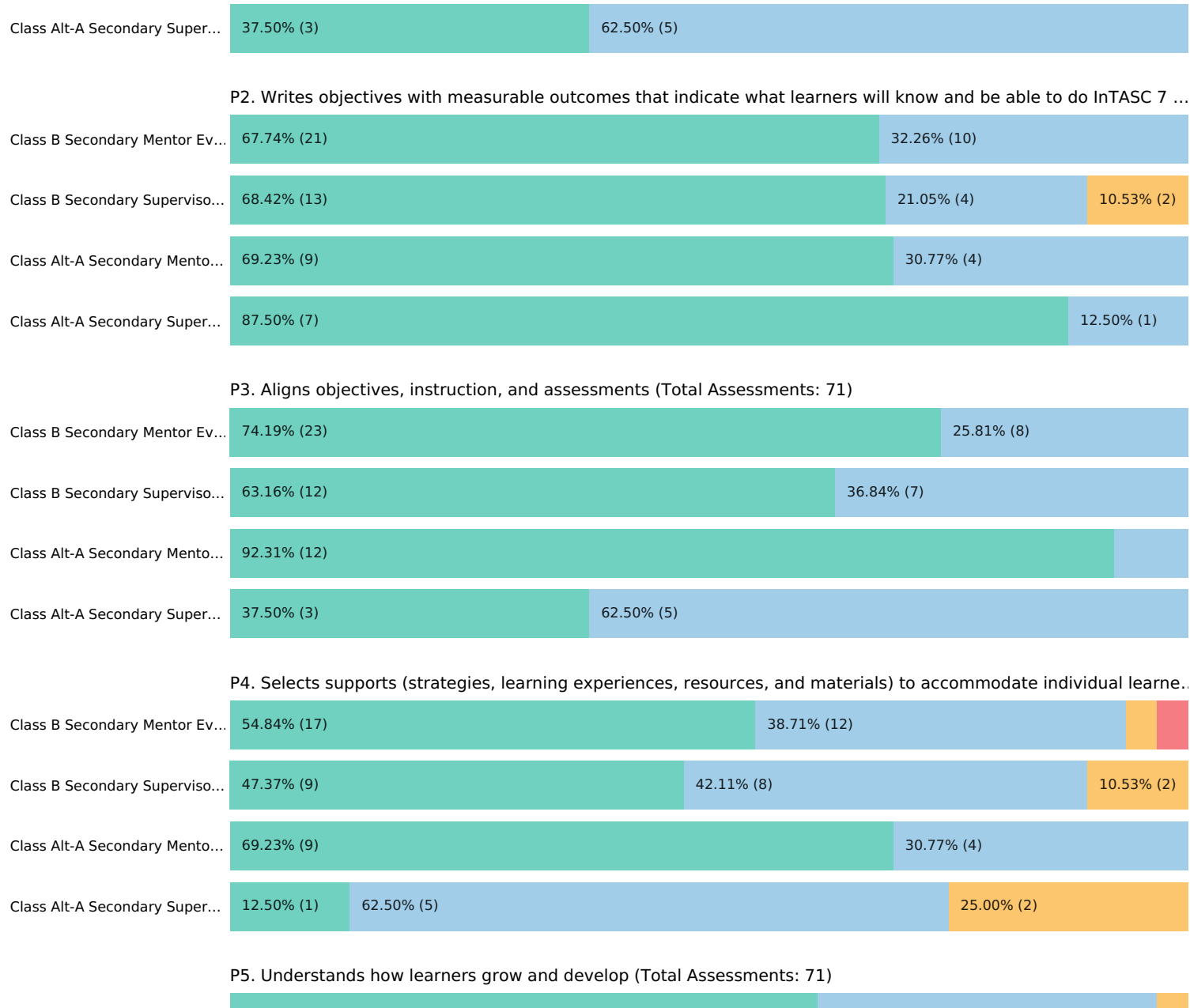
Group by:	Element
Element:	Planning P1. Selects appropriate national and/or state standards InTASC 7 CAEP 1.1 / P2. Writes objectives with measurable outcomes that indicate what learners will know and be able to do InTASC 7 CAEP 1.1 / P3. Aligns objectives, instruction, and assessments / P4. Selects supports (strategies, learning experiences, resources, and materials) to accommodate individual learner’s needs and groups of needs / P5. Understands how learners grow and develop / P6. Sequences the learning experiences so that they build on each other to support learning of the essential content / P7. Justifies the selected learning experiences / P8. Accurately represents important content concepts / Learning Environment L1. Communicates high expectations for all learners / L2. Establishes and teaches clear guidelines for routines and appropriate expectations for learners’ behavior / L3. Facilitates learners’ respectful collaboration / Instruction I1. Adapts lessons to learners’ responses / I2. Uses available technology to impact learning / I3. Engages learners using a range of questions, including higher order questions / I4. Designs learning experiences in which content is presented accurately and is accessible to all learners/ I5. Creates learning experiences that include connection of concepts and strategically-designed experiences to apply content knowledge / I6. Allows learners to demonstrate knowledge in a variety of ways / I7. Paces lessons effectively with time for closure and learner processing / Assessment A1. Continuously monitors learning / A2. Uses a range of appropriate formative assessments / A3. Uses appropriate summative assessments / A4. Examines performance data to understand each learner’s progress and revise instruction / A5. Communicates assessment information regarding learners’ progress to others in respectful, ethics and responsive ways / A6. Collaborates with other professionals to plan and facilitate learning
Performance Level:	Exemplary (Proficient Plus) / Proficient (Ready for independent practice) / Developing (Not yet ready for independent practice) / Unacceptable (Not ready for independent practice) / N/A
Standard:	Standard R1.1 / Standard 7 / Standard 3 / Standard 4 / Standard 6 / Standard 2 / Standard 8 / Standard 1 / Standard 5 / Standard 2.6

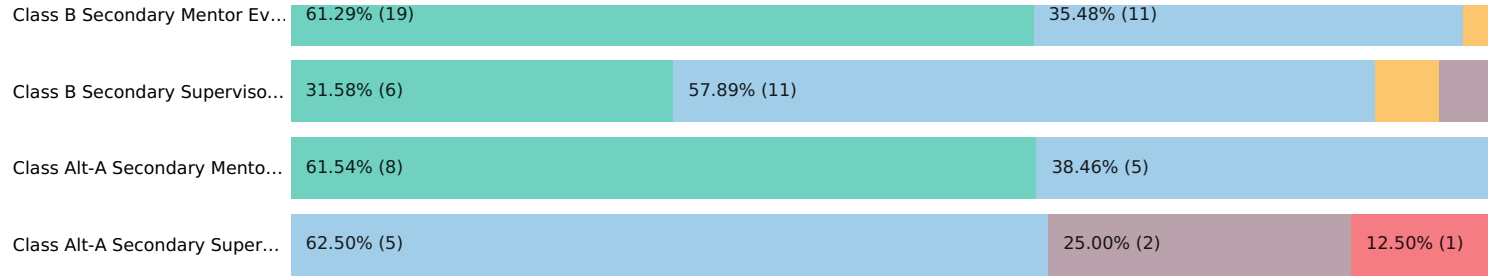
Rubric Results by Element



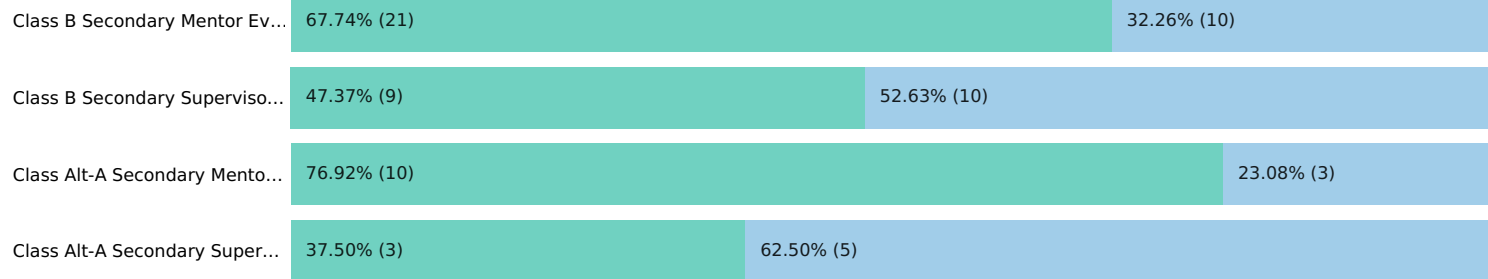
Planning P1. Selects appropriate national and/or state standards InTASC 7 CAEP 1.1 (Total Assessments: 71)



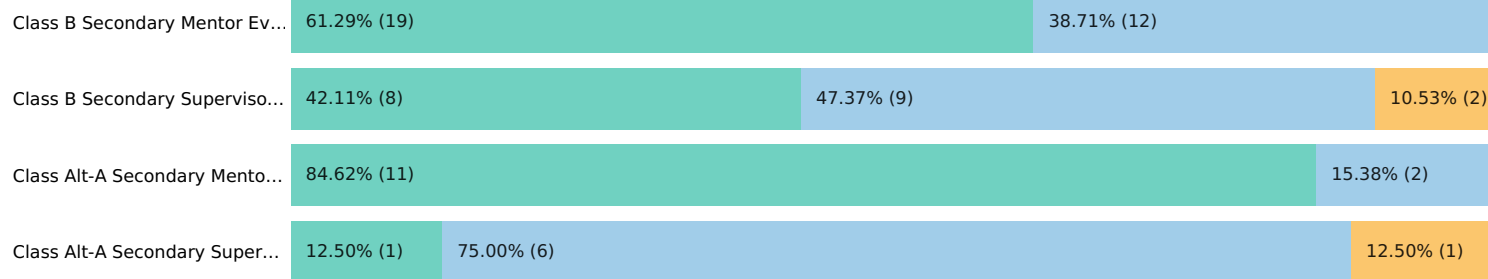





P6. Sequences the learning experiences so that they build on each other to support learning of the essential conten.



P7. Justifies the selected learning experiences (Total Assessments: 71)




P8. Accurately represents important content concepts (Total Assessments: 71)






Learning Environment L1. Communicates high expectations for all learners (Total Assessments: 71)



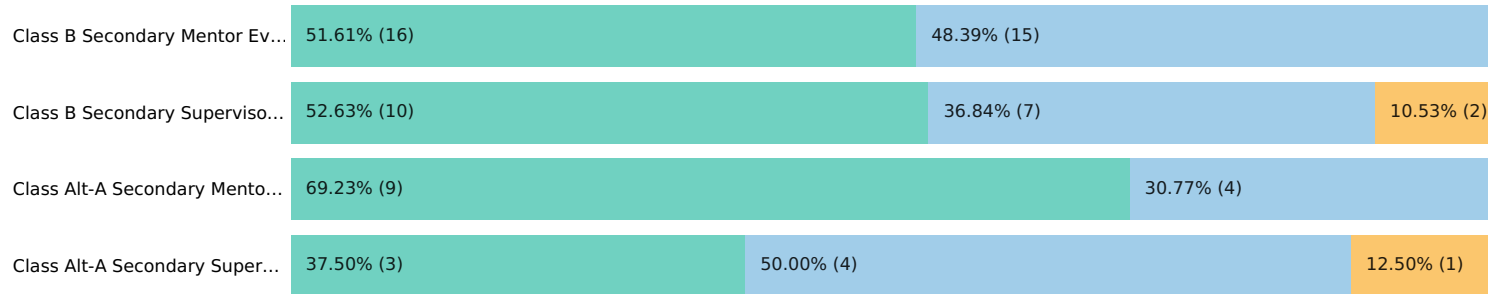
L2. Establishes and teaches clear guidelines for routines and appropriate expectations for learners' behavior (Total..)



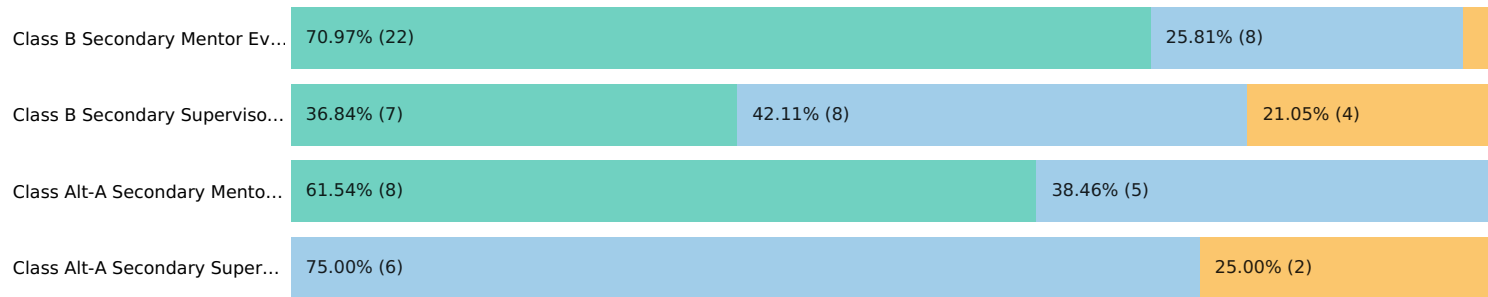
L3. Facilitates learners' respectful collaboration (Total Assessments: 71)




Instruction I1. Adapts lessons to learners' responses (Total Assessments: 71)



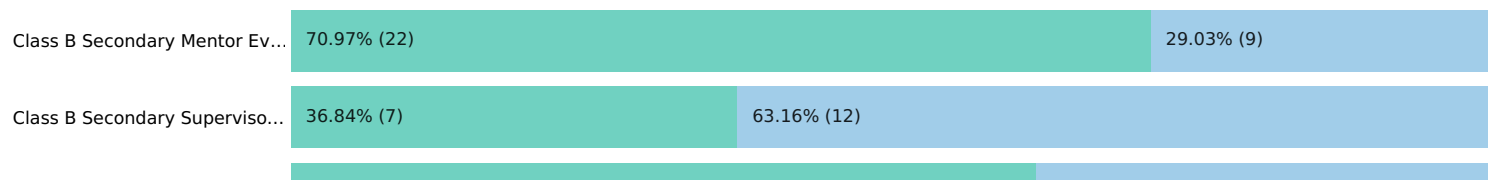
12. Uses available technology to impact learning (Total Assessments: 71)




13. Engages learners using a range of questions, including higher order questions (Total Assessments: 71)




14. Designs learning experiences in which content is presented accurately and is accessible to all learners (Total As..)

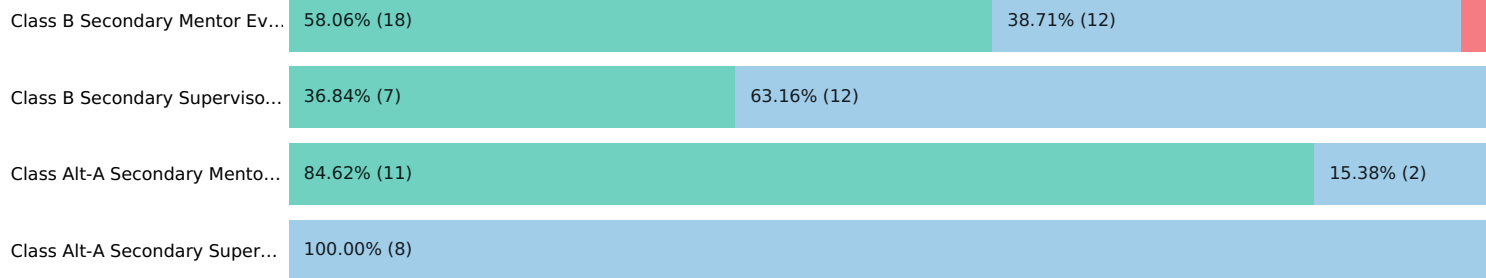




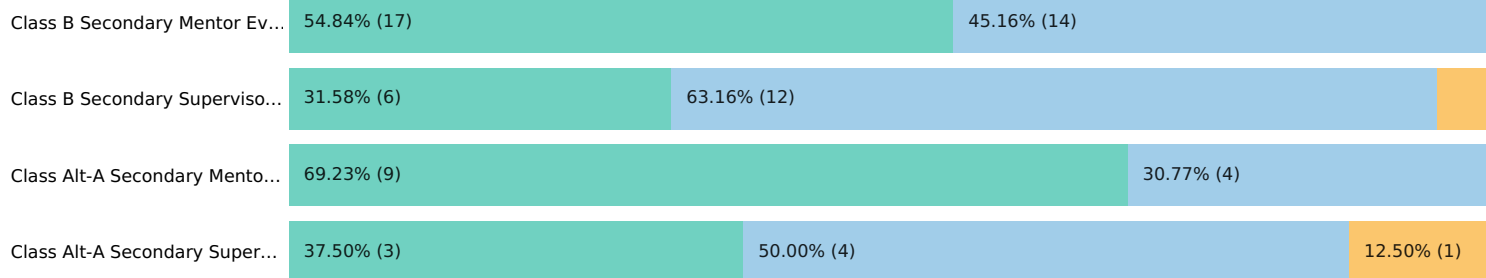
15. Creates learning experiences that include connection of concepts and strategically-designed experiences to app.



16. Allows learners to demonstrate knowledge in a variety of ways (Total Assessments: 71)

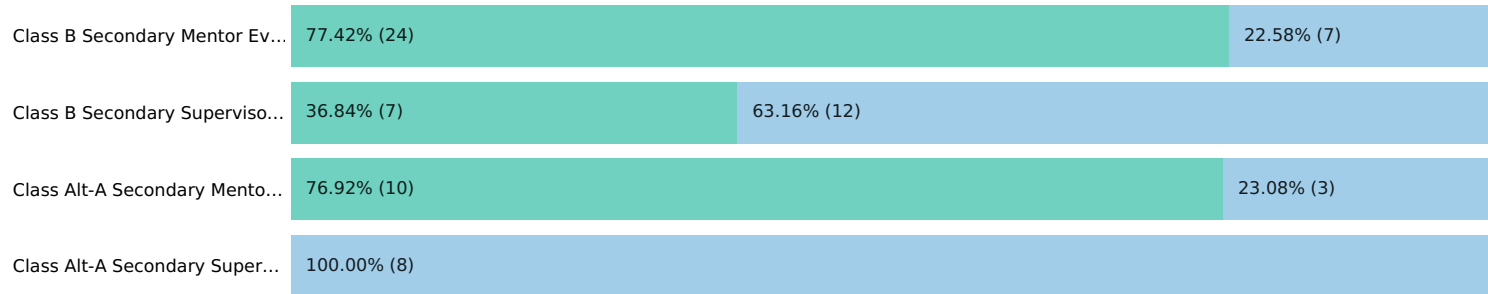


17. Paces lessons effectively with time for closure and learner processing (Total Assessments: 71)



Assessment A1 Continuously monitors learning (Total Assessments: 71)

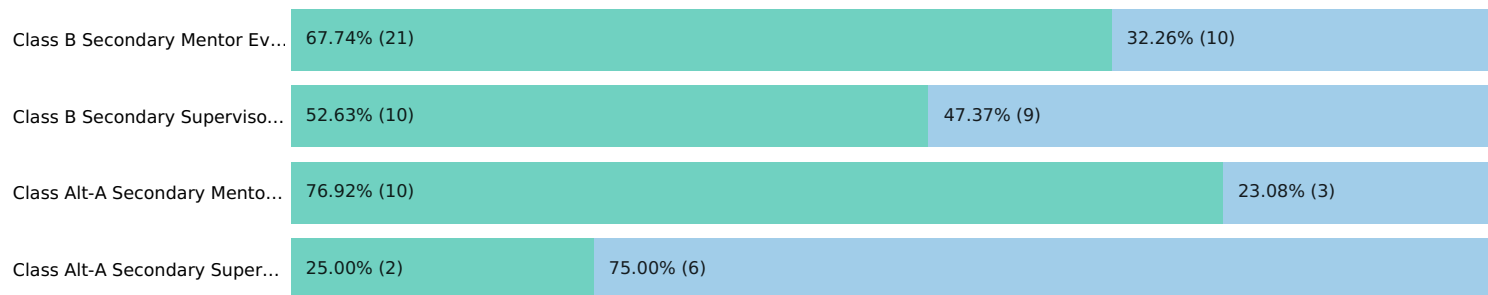
Assessment A1. Continuously monitors learning (Total Assessments: 74)



A2. Uses a range of appropriate formative assessments (Total Assessments: 71)



A3. Uses appropriate summative assessments (Total Assessments: 71)

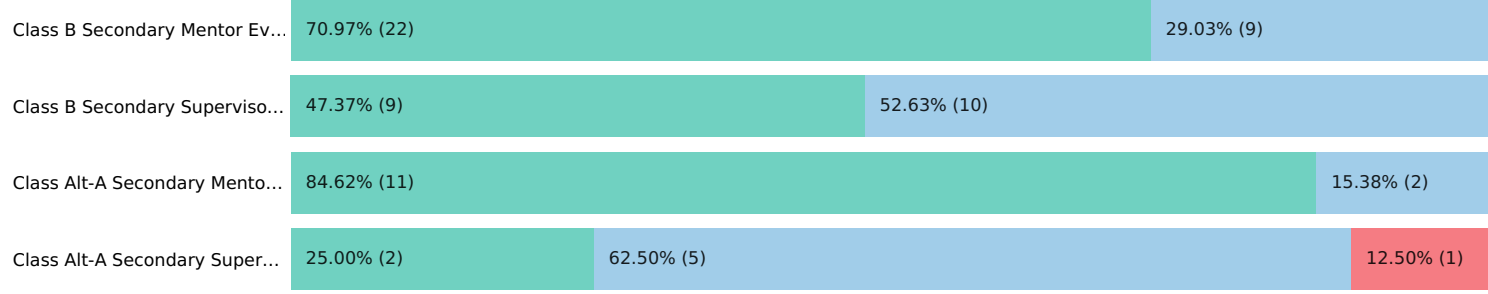


A4. Examines performance data to understand each learner's progress and revise instruction (Total Assessments: 74)

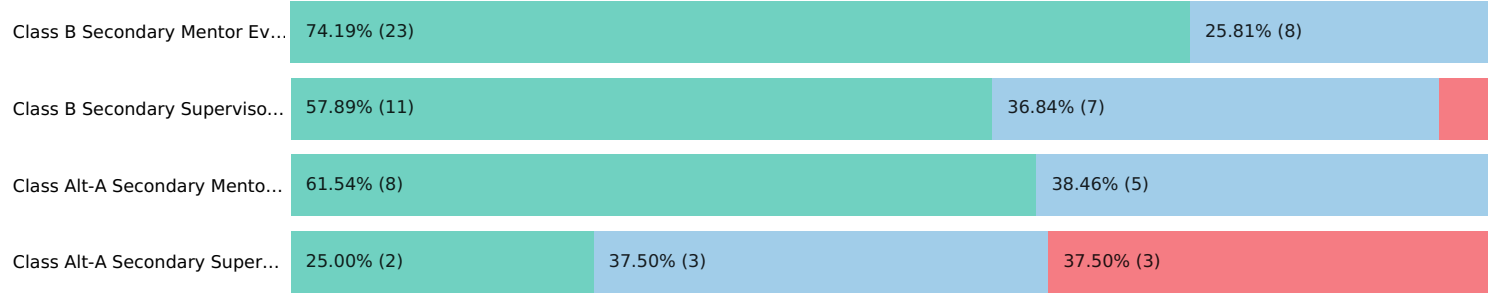




A5. Communicates assessment information regarding learners' progress to others in respectful, ethics and respons..



A6. Collaborates with other professionals to plan and facilitate learning (Total Assessments: 71)



Element	Query	Exemplary (Proficient Plus)	Proficient (Ready for independent practice)	Developing (Not yet ready for independent practice)	Unacceptable (Not ready for independent practice)	N/A	Mean	Stdev
---------	-------	-----------------------------	---	---	---	-----	------	-------

Planning P1. Selects appropriate national and/or state standards InTASC 7 CAEP 1.1S:2	Class B Secondary Mentor Evaluation	70.97% (22)	29.03% (9)	0.00% (0)	0.00% (0)	0.00% (0)	3.71	0.46
	Class B Secondary Supervisor Evaluation	57.89% (11)	42.11% (8)	0.00% (0)	0.00% (0)	0.00% (0)	3.58	0.51
	Class Alt-A Secondary Mentor Evaluation	92.31% (12)	7.69% (1)	0.00% (0)	0.00% (0)	0.00% (0)	3.92	0.28
	Class Alt-A Secondary Supervisor Evaluation	37.50% (3)	62.50% (5)	0.00% (0)	0.00% (0)	0.00% (0)	3.38	0.52
P2. Writes objectives with measurable outcomes that indicate what learners will know and be able to do InTASC 7 CAEP 1.1S:2	Class B Secondary Mentor Evaluation	67.74% (21)	32.26% (10)	0.00% (0)	0.00% (0)	0.00% (0)	3.68	0.48
	Class B Secondary Supervisor Evaluation	68.42% (13)	21.05% (4)	10.53% (2)	0.00% (0)	0.00% (0)	3.58	0.69

	Class Alt-A Secondary Mentor Evaluation	69.23% (9)	30.77% (4)	0.00% (0)	0.00% (0)	0.00% (0)	3.69	0.48
	Class Alt-A Secondary Supervisor Evaluation	87.50% (7)	12.50% (1)	0.00% (0)	0.00% (0)	0.00% (0)	3.88	0.35
P3. Aligns objectives, instruction, and assessmentsS:2	Class B Secondary Mentor Evaluation	74.19% (23)	25.81% (8)	0.00% (0)	0.00% (0)	0.00% (0)	3.74	0.44
	Class B Secondary Supervisor Evaluation	63.16% (12)	36.84% (7)	0.00% (0)	0.00% (0)	0.00% (0)	3.63	0.50
	Class Alt-A Secondary Mentor Evaluation	92.31% (12)	7.69% (1)	0.00% (0)	0.00% (0)	0.00% (0)	3.92	0.28
	Class Alt-A Secondary Supervisor Evaluation	37.50% (3)	62.50% (5)	0.00% (0)	0.00% (0)	0.00% (0)	3.38	0.52

P4. Selects supports (strategies, learning experiences, resources, and materials) to accommodate individual learner's needs and groups of needsS:2	Class B Secondary Mentor Evaluation	54.84% (17)	38.71% (12)	3.23% (1)	0.00% (0)	3.23% (1)	3.53	0.57
	Class B Secondary Supervisor Evaluation	47.37% (9)	42.11% (8)	10.53% (2)	0.00% (0)	0.00% (0)	3.37	0.68
	Class Alt-A Secondary Mentor Evaluation	69.23% (9)	30.77% (4)	0.00% (0)	0.00% (0)	0.00% (0)	3.69	0.48
	Class Alt-A Secondary Supervisor Evaluation	12.50% (1)	62.50% (5)	25.00% (2)	0.00% (0)	0.00% (0)	2.88	0.64
P5. Understands how learners grow and developS:2	Class B Secondary Mentor Evaluation	61.29% (19)	35.48% (11)	3.23% (1)	0.00% (0)	0.00% (0)	3.58	0.56
	Class B Secondary Supervisor Evaluation	31.58% (6)	57.89% (11)	5.26% (1)	5.26% (1)	0.00% (0)	3.16	0.76

	Class Alt-A Secondary Mentor Evaluation	61.54% (8)	38.46% (5)	0.00% (0)	0.00% (0)	0.00% (0)	3.62	0.51
	Class Alt-A Secondary Supervisor Evaluation	0.00% (0)	62.50% (5)	0.00% (0)	25.00% (2)	12.50% (1)	2.43	0.98
P6. Sequences the learning experiences so that they build on each other to support learning of the essential content S:2	Class B Secondary Mentor Evaluation	67.74% (21)	32.26% (10)	0.00% (0)	0.00% (0)	0.00% (0)	3.68	0.48
	Class B Secondary Supervisor Evaluation	47.37% (9)	52.63% (10)	0.00% (0)	0.00% (0)	0.00% (0)	3.47	0.51
	Class Alt-A Secondary Mentor Evaluation	76.92% (10)	23.08% (3)	0.00% (0)	0.00% (0)	0.00% (0)	3.77	0.44
	Class Alt-A Secondary Supervisor Evaluation	37.50% (3)	62.50% (5)	0.00% (0)	0.00% (0)	0.00% (0)	3.38	0.52
P7. Justifies the selected learning experiencesS:2	Class B Secondary Mentor Evaluation	61.29% (19)	38.71% (12)	0.00% (0)	0.00% (0)	0.00% (0)	3.61	0.50

	Class B Secondary Supervisor Evaluation	42.11% (8)	47.37% (9)	10.53% (2)	0.00% (0)	0.00% (0)	3.32	0.67
	Class Alt-A Secondary Mentor Evaluation	84.62% (11)	15.38% (2)	0.00% (0)	0.00% (0)	0.00% (0)	3.85	0.38
	Class Alt-A Secondary Supervisor Evaluation	12.50% (1)	75.00% (6)	12.50% (1)	0.00% (0)	0.00% (0)	3.00	0.53
P8. Accurately represents important content conceptsS:2	Class B Secondary Mentor Evaluation	58.06% (18)	38.71% (12)	0.00% (0)	3.23% (1)	0.00% (0)	3.52	0.68
	Class B Secondary Supervisor Evaluation	63.16% (12)	36.84% (7)	0.00% (0)	0.00% (0)	0.00% (0)	3.63	0.50
	Class Alt-A Secondary Mentor Evaluation	84.62% (11)	15.38% (2)	0.00% (0)	0.00% (0)	0.00% (0)	3.85	0.38
	Class Alt-A Secondary Supervisor Evaluation	62.50% (5)	37.50% (3)	0.00% (0)	0.00% (0)	0.00% (0)	3.63	0.52

Learning Environment L1. Communicates high expectations for all learnersS:2	Class B Secondary Mentor Evaluation	70.97% (22)	29.03% (9)	0.00% (0)	0.00% (0)	0.00% (0)	3.71	0.46
	Class B Secondary Supervisor Evaluation	47.37% (9)	52.63% (10)	0.00% (0)	0.00% (0)	0.00% (0)	3.47	0.51
	Class Alt-A Secondary Mentor Evaluation	84.62% (11)	15.38% (2)	0.00% (0)	0.00% (0)	0.00% (0)	3.85	0.38
	Class Alt-A Secondary Supervisor Evaluation	37.50% (3)	62.50% (5)	0.00% (0)	0.00% (0)	0.00% (0)	3.38	0.52
L2. Establishes and teaches clear guidelines for routines and appropriate expectations for learners' behaviorS:2	Class B Secondary Mentor Evaluation	61.29% (19)	38.71% (12)	0.00% (0)	0.00% (0)	0.00% (0)	3.61	0.50
	Class B Secondary Supervisor Evaluation	63.16% (12)	36.84% (7)	0.00% (0)	0.00% (0)	0.00% (0)	3.63	0.50
	Class Alt-A Secondary Mentor Evaluation	69.23% (9)	30.77% (4)	0.00% (0)	0.00% (0)	0.00% (0)	3.69	0.48

	Class Alt-A Secondary Supervisor Evaluation	37.50% (3)	62.50% (5)	0.00% (0)	0.00% (0)	0.00% (0)	3.38	0.52
L3. Facilitates learners' respectful collaboration S:2	Class B Secondary Mentor Evaluation	77.42% (24)	22.58% (7)	0.00% (0)	0.00% (0)	0.00% (0)	3.77	0.43
	Class B Secondary Supervisor Evaluation	57.89% (11)	42.11% (8)	0.00% (0)	0.00% (0)	0.00% (0)	3.58	0.51
	Class Alt-A Secondary Mentor Evaluation	84.62% (11)	15.38% (2)	0.00% (0)	0.00% (0)	0.00% (0)	3.85	0.38
	Class Alt-A Secondary Supervisor Evaluation	62.50% (5)	37.50% (3)	0.00% (0)	0.00% (0)	0.00% (0)	3.63	0.52
Instruction I1. Adapts lessons to learners' responsesS:2	Class B Secondary Mentor Evaluation	51.61% (16)	48.39% (15)	0.00% (0)	0.00% (0)	0.00% (0)	3.52	0.51
	Class B Secondary Supervisor Evaluation	52.63% (10)	36.84% (7)	10.53% (2)	0.00% (0)	0.00% (0)	3.42	0.69
	Class Alt-A Secondary Mentor Evaluation	69.23% (9)	30.77% (4)	0.00% (0)	0.00% (0)	0.00% (0)	3.69	0.48

	Class Alt-A Secondary Supervisor Evaluation	37.50% (3)	50.00% (4)	12.50% (1)	0.00% (0)	0.00% (0)	3.25	0.71
I2. Uses available technology to impact learningS:3	Class B Secondary Mentor Evaluation	70.97% (22)	25.81% (8)	3.23% (1)	0.00% (0)	0.00% (0)	3.68	0.54
	Class B Secondary Supervisor Evaluation	36.84% (7)	42.11% (8)	21.05% (4)	0.00% (0)	0.00% (0)	3.16	0.76
	Class Alt-A Secondary Mentor Evaluation	61.54% (8)	38.46% (5)	0.00% (0)	0.00% (0)	0.00% (0)	3.62	0.51
	Class Alt-A Secondary Supervisor Evaluation	0.00% (0)	75.00% (6)	25.00% (2)	0.00% (0)	0.00% (0)	2.75	0.46
I3. Engages learners using a range of questions, including higher order questionsS:2	Class B Secondary Mentor Evaluation	67.74% (21)	32.26% (10)	0.00% (0)	0.00% (0)	0.00% (0)	3.68	0.48
	Class B Secondary Supervisor Evaluation	47.37% (9)	42.11% (8)	10.53% (2)	0.00% (0)	0.00% (0)	3.37	0.68

	Class Alt-A Secondary Mentor Evaluation	61.54% (8)	38.46% (5)	0.00% (0)	0.00% (0)	0.00% (0)	3.62	0.51
	Class Alt-A Secondary Supervisor Evaluation	12.50% (1)	87.50% (7)	0.00% (0)	0.00% (0)	0.00% (0)	3.13	0.35
I4. Designs learning experiences in which content is presented accurately and is accessible to all learnersS:2	Class B Secondary Mentor Evaluation	70.97% (22)	29.03% (9)	0.00% (0)	0.00% (0)	0.00% (0)	3.71	0.46
	Class B Secondary Supervisor Evaluation	36.84% (7)	63.16% (12)	0.00% (0)	0.00% (0)	0.00% (0)	3.37	0.50
	Class Alt-A Secondary Mentor Evaluation	61.54% (8)	38.46% (5)	0.00% (0)	0.00% (0)	0.00% (0)	3.62	0.51
	Class Alt-A Secondary Supervisor Evaluation	25.00% (2)	75.00% (6)	0.00% (0)	0.00% (0)	0.00% (0)	3.25	0.46

I5. Creates learning experiences that include connection of concepts and strategically-designed experiences to apply content knowledgeS:2	Class B Secondary Mentor Evaluation	61.29% (19)	35.48% (11)	3.23% (1)	0.00% (0)	0.00% (0)	3.58	0.56
	Class B Secondary Supervisor Evaluation	47.37% (9)	36.84% (7)	15.79% (3)	0.00% (0)	0.00% (0)	3.32	0.75
	Class Alt-A Secondary Mentor Evaluation	84.62% (11)	15.38% (2)	0.00% (0)	0.00% (0)	0.00% (0)	3.85	0.38
	Class Alt-A Secondary Supervisor Evaluation	12.50% (1)	75.00% (6)	12.50% (1)	0.00% (0)	0.00% (0)	3.00	0.53
I6. Allows learners to demonstrate knowledge in a variety of waysS:2	Class B Secondary Mentor Evaluation	58.06% (18)	38.71% (12)	0.00% (0)	0.00% (0)	3.23% (1)	3.60	0.50
	Class B Secondary Supervisor Evaluation	36.84% (7)	63.16% (12)	0.00% (0)	0.00% (0)	0.00% (0)	3.37	0.50

	Class Alt-A Secondary Mentor Evaluation	84.62% (11)	15.38% (2)	0.00% (0)	0.00% (0)	0.00% (0)	3.85	0.38
	Class Alt-A Secondary Supervisor Evaluation	0.00% (0)	100.00% (8)	0.00% (0)	0.00% (0)	0.00% (0)	3.00	0
I7. Paces lessons effectively with time for closure and learner processingS:2	Class B Secondary Mentor Evaluation	54.84% (17)	45.16% (14)	0.00% (0)	0.00% (0)	0.00% (0)	3.55	0.51
	Class B Secondary Supervisor Evaluation	31.58% (6)	63.16% (12)	5.26% (1)	0.00% (0)	0.00% (0)	3.26	0.56
	Class Alt-A Secondary Mentor Evaluation	69.23% (9)	30.77% (4)	0.00% (0)	0.00% (0)	0.00% (0)	3.69	0.48
	Class Alt-A Secondary Supervisor Evaluation	37.50% (3)	50.00% (4)	12.50% (1)	0.00% (0)	0.00% (0)	3.25	0.71
Assessment A1. Continuously monitors learningS:2	Class B Secondary Mentor Evaluation	77.42% (24)	22.58% (7)	0.00% (0)	0.00% (0)	0.00% (0)	3.77	0.43
	Class B Secondary Supervisor Evaluation	36.84% (7)	63.16% (12)	0.00% (0)	0.00% (0)	0.00% (0)	3.37	0.50

	Class Alt-A Secondary Mentor Evaluation	76.92% (10)	23.08% (3)	0.00% (0)	0.00% (0)	0.00% (0)	3.77	0.44
	Class Alt-A Secondary Supervisor Evaluation	0.00% (0)	100.00% (8)	0.00% (0)	0.00% (0)	0.00% (0)	3.00	0
A2. Uses a range of appropriate formative assessmentsS:2	Class B Secondary Mentor Evaluation	64.52% (20)	35.48% (11)	0.00% (0)	0.00% (0)	0.00% (0)	3.65	0.49
	Class B Secondary Supervisor Evaluation	52.63% (10)	47.37% (9)	0.00% (0)	0.00% (0)	0.00% (0)	3.53	0.51
	Class Alt-A Secondary Mentor Evaluation	61.54% (8)	38.46% (5)	0.00% (0)	0.00% (0)	0.00% (0)	3.62	0.51
	Class Alt-A Secondary Supervisor Evaluation	50.00% (4)	50.00% (4)	0.00% (0)	0.00% (0)	0.00% (0)	3.50	0.53
A3. Uses appropriate summative assessmentsS:2	Class B Secondary Mentor Evaluation	67.74% (21)	32.26% (10)	0.00% (0)	0.00% (0)	0.00% (0)	3.68	0.48
	Class B Secondary Supervisor Evaluation	52.63% (10)	47.37% (9)	0.00% (0)	0.00% (0)	0.00% (0)	3.53	0.51

	Class Alt-A Secondary Mentor Evaluation	76.92% (10)	23.08% (3)	0.00% (0)	0.00% (0)	0.00% (0)	3.77	0.44
	Class Alt-A Secondary Supervisor Evaluation	25.00% (2)	75.00% (6)	0.00% (0)	0.00% (0)	0.00% (0)	3.25	0.46
A4. Examines performance data to understand each learner's progress and revise instructionS:2	Class B Secondary Mentor Evaluation	61.29% (19)	38.71% (12)	0.00% (0)	0.00% (0)	0.00% (0)	3.61	0.50
	Class B Secondary Supervisor Evaluation	42.11% (8)	57.89% (11)	0.00% (0)	0.00% (0)	0.00% (0)	3.42	0.51
	Class Alt-A Secondary Mentor Evaluation	61.54% (8)	38.46% (5)	0.00% (0)	0.00% (0)	0.00% (0)	3.62	0.51
	Class Alt-A Secondary Supervisor Evaluation	12.50% (1)	87.50% (7)	0.00% (0)	0.00% (0)	0.00% (0)	3.13	0.35

A5. Communicates assessment information regarding learners' progress to others in respectful, ethics and responsive waysS:2	Class B Secondary Mentor Evaluation	70.97% (22)	29.03% (9)	0.00% (0)	0.00% (0)	0.00% (0)	3.71	0.46
	Class B Secondary Supervisor Evaluation	47.37% (9)	52.63% (10)	0.00% (0)	0.00% (0)	0.00% (0)	3.47	0.51
	Class Alt-A Secondary Mentor Evaluation	84.62% (11)	15.38% (2)	0.00% (0)	0.00% (0)	0.00% (0)	3.85	0.38
	Class Alt-A Secondary Supervisor Evaluation	25.00% (2)	62.50% (5)	0.00% (0)	0.00% (0)	12.50% (1)	3.29	0.49
A6. Collaborates with other professionals to plan and facilitate learningS:2	Class B Secondary Mentor Evaluation	74.19% (23)	25.81% (8)	0.00% (0)	0.00% (0)	0.00% (0)	3.74	0.44
	Class B Secondary Supervisor Evaluation	57.89% (11)	36.84% (7)	0.00% (0)	0.00% (0)	5.26% (1)	3.61	0.50

Class Alt-A Secondary Mentor Evaluation	61.54% (8)	38.46% (5)	0.00% (0)	0.00% (0)	0.00% (0)	3.62	0.51
Class Alt-A Secondary Supervisor Evaluation	25.00% (2)	37.50% (3)	0.00% (0)	0.00% (0)	37.50% (3)	3.40	0.55

Total Rubric Score

Rubric assessments with one or more elements marked with N/A are not included in the total rubric score calculations.

Query	Number of Assessments	Mean	Stdev
Class B Secondary Mentor Evaluation	30	3.65	0.08
Class B Secondary Supervisor Evaluation	18	3.44	0.14
Class Alt-A Secondary Mentor Evaluation	13	3.75	0.11
Class Alt-A Secondary Supervisor Evaluation	3	3.23	0.31

Teacher Candidate Summative Evaluation Rubric (October 2020)

Set Title:	CAEP-2022 - CAEP Initial Level Standards 2022
Standard Title:	Standard R1.1
Standard Identifier:	CAEP-2022 R1.1
Standard Description:	The Learner and Learning - The provider ensures candidates are able to apply their knowledge of the learner and learning at the appropriate progression levels. Evidence provided should demonstrate that candidates are able to apply critical concepts and principles of learner development (InTASC Standard 1), learning differences (InTASC Standard 2), and creating safe and supportive learning environments (InTASC Standard 3) in order to work effectively with diverse P-12 students and their families.
Mapped to:	Planning P1. Selects appropriate national and/or state standards InTASC 7 CAEP 1.1 / P2. Writes objectives with measurable outcomes that indicate what learners will know and be able to do InTASC 7 CAEP 1.1 / P3. Aligns objectives, instruction, and assessments / P4. Selects supports (strategies, learning experiences, resources, and materials) to accommodate individual learner's needs and groups of needs / P5. Understands how learners grow and develop / P6. Sequences the learning experiences so that they build on each other to support learning of the essential content / P7. Justifies the selected learning experiences / P8. Accurately represents important content concepts / Learning Environment L1. Communicates high expectations for all learners / L2. Establishes and teaches clear guidelines for routines and appropriate expectations for learners' behavior / L3. Facilitates learners' respectful collaboration / Instruction I1. Adapts lessons to learners' responses / I2. Uses available technology to impact learning / I3. Engages learners using a range of questions, including higher order questions / I4. Designs learning experiences in which content is presented accurately and is accessible to all learners / I5. Creates learning experiences that include connection of concepts and strategically-designed experiences to apply content knowledge / I6. Allows learners to demonstrate knowledge in a variety of ways / I7. Paces lessons effectively with time for closure and learner processing / Assessment A1. Continuously monitors learning / A2. Uses a range of appropriate formative assessments / A3. Uses appropriate summative assessments / A4. Examines performance data to understand each learner's progress and revise instruction / A5. Communicates assessment information regarding learners' progress to others in respectful, ethics and responsive ways / A6. Collaborates with other professionals to plan and facilitate learning

Set Title: INTASC-2011 - InTASC Model Core Teaching Standards 2011

Standard Title: Standard 1

Standard Identifier: INTASC-2011 1

Standard Description: Learner Development - The teacher understands how learners grow and develop, recognizing that patterns of learning and development vary individually within and across the cognitive, linguistic, social, emotional, and physical areas, and designs and implements developmentally appropriate and challenging learning experiences.

Mapped to: P5. Understands how learners grow and develop

Set Title: INTASC-2011 - InTASC Model Core Teaching Standards 2011

Standard Title: Standard 2

Standard Identifier: INTASC-2011 2

Standard Description: Learning Differences - The teacher uses understanding of individual differences and diverse cultures and communities to ensure inclusive learning environments that enable each learner to meet high standards.

Mapped to: P4. Selects supports (strategies, learning experiences, resources, and materials) to accommodate individual learner's needs and groups of needs

Set Title: INTASC-2011 - InTASC Model Core Teaching Standards 2011

Standard Title: Standard 3

Standard Identifier: INTASC-2011 3

Standard Description: Learning Environments - The teacher works with others to create environments that support individual and collaborative learning, and that encourage positive social interaction, active engagement in learning, and self motivation.

Mapped to: Learning Environment L1. Communicates high expectations for all learners / L2. Establishes and teaches clear guidelines for routines and appropriate expectations for learners' behavior / L3. Facilitates learners' respectful collaboration

Set Title: INTASC-2011 - InTASC Model Core Teaching Standards 2011

Standard Title: Standard 4

Standard Identifier: INTASC-2011 4

Standard Description: Content Knowledge - The teacher understands the central concepts, tools of inquiry, and structures of the discipline(s) he or she teaches and creates learning experiences that make these aspects of the discipline accessible and meaningful for learners to assure mastery of the content.

Mapped to: P8. Accurately represents important content concepts / I4. Designs learning experiences in which content is presented accurately and is accessible to all learners

Set Title: INTASC-2011 - InTASC Model Core Teaching Standards 2011

Standard Title: Standard 5

Standard Identifier: INTASC-2011 5

Standard Description: Application of Content - The teacher understands how to connect concepts and use differing perspectives to engage learners in critical thinking, creativity, and collaborative problem solving related to authentic local and global issues.

Mapped to: I3. Engages learners using a range of questions, including higher order questions / I5. Creates learning experiences that include connection of concepts and strategically-designed experiences to apply content knowledge

Set Title: INTASC-2011 - InTASC Model Core Teaching Standards 2011

Standard Title: Standard 6

Standard Identifier: INTASC-2011 6

Standard Description: Assessment - The teacher understands and uses multiple methods of assessment to engage learners in their own growth, to monitor learner progress, and to guide the teacher's and learner's decision making.

Mapped to: Instruction I1. Adapts lessons to learners' responses / I6. Allows learners to demonstrate knowledge in a variety of ways / Assessment A1. Continuously monitors learning / A2. Uses a range of appropriate formative assessments / A3. Uses appropriate summative assessments / A4. Examines performance data to understand each learner's progress and revise instruction / A5. Communicates assessment information regarding learners' progress to others in respectful, ethics and responsive ways / A6. Collaborates with other professionals to plan and facilitate learning

Set Title: INTASC-2011 - InTASC Model Core Teaching Standards 2011

Standard Title: Standard 7

Standard Identifier: INTASC-2011 7

Standard Description: Planning for Instruction - The teacher plans instruction that supports every student in meeting rigorous learning goals by drawing upon knowledge of content areas, curriculum, cross-disciplinary skills, and pedagogy, as well as knowledge of learners and the community context.

Mapped to: Planning P1. Selects appropriate national and/or state standards InTASC 7 CAEP 1.1 / P2. Writes objectives with measurable outcomes that indicate what learners will know and be able to do InTASC 7 CAEP 1.1 / P3. Aligns objectives, instruction, and assessments / P6. Sequences the learning experiences so that they build on each other to support learning of the essential content / P7. Justifies the selected learning experiences

Set Title: INTASC-2011 - InTASC Model Core Teaching Standards 2011

Standard Title: Standard 8

Standard Identifier: INTASC-2011 8

Standard Description: Instructional Strategies - The teacher understands and uses a variety of instructional strategies to encourage learners to develop deep understanding of content areas and their connections, and to build skills to apply knowledge in meaningful ways.

Mapped to: I2. Uses available technology to impact learning / I7. Paces lessons effectively with time for closure and learner processing

Set Title: ISTE - ISTE Standards for Educators

Standard Title: Standard 2.6

Standard Identifier: ISTE 2.6

Standard Description: Facilitator - Educators facilitate learning with technology to support student achievement of the ISTE Standards for Students.

Mapped to: I2. Uses available technology to impact learning

Summative Evaluation Rubric (October 2020)

Query Name: Class B Secondary Mentor Evaluation
Parameters Applied: Term: Spring 2025 12/16/2024~05/07/2025
Organization information:
Courses: ED482 - High School Student Internship / Templates: Internship Summative Evaluation (Mentor)

Query Name: Class B Secondary Supervisor Evaluation
Parameters Applied: Term: Spring 2025 12/16/2024~05/07/2025
Organization information:
Courses: ED482 - High School Student Internship / Templates: Internship Summative Evaluation (Supervisor)

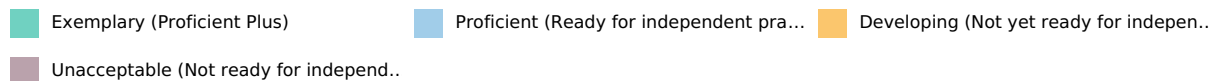
Query Name: Class Alt-A Secondary Mentor Evaluation
Parameters Applied: Term: Spring 2025 12/16/2024~05/07/2025
Organization information:
Courses: ED582 - High School Internship / Templates: Internship Summative Evaluation (Mentor)

Query Name: Class Alt-A Secondary Supervisor Evaluation
Parameters Applied: Term: Spring 2025 12/16/2024~05/07/2025
Organization information:
Courses: ED582 - High School Internship / Templates: Internship Summative Evaluation (Supervisor)

Summative Evaluation Rubric (October 2020)

Group by:	Element
Element:	<p>Planning P1. Selects appropriate national and/or state standards InTASC 7 CAEP 1.1 / P2. Writes objectives with measurable outcomes that indicate what learners will know and be able to do InTASC 7 CAEP 1.1 / P3. Aligns objectives, instruction, and assessments / P4. Selects supports (strategies, learning experiences, resources, and materials) to accommodate individual learner’s needs and groups of needs / P5. Understands how learners grow and develop / P6. Sequences the learning experiences so that they build on each other to support learning of the essential content / P7. Justifies the selected learning experiences / P8. Accurately represents important content concepts / Learning Environment L1. Communicates high expectations for all learners / L2. Establishes and teaches clear guidelines for routines and appropriate expectations for learners’ behavior / L3. Facilitates learners’ respectful collaboration / Instruction I1. Adapts lessons to learners’ responses / I2. Uses available technology to impact learning / I3. Engages learners using a range of questions, including higher order questions / I4. Designs learning experiences in which content is presented accurately and is accessible to all learners/ I5. Creates learning experiences that include connection of concepts and strategically-designed experiences to apply content knowledge / I6. Allows learners to demonstrate knowledge in a variety of ways / I7. Paces lessons effectively with time for closure and learner processing / Assessment A1. Continuously monitors learning / A2. Uses a range of appropriate formative assessments / A3. Uses appropriate summative assessments / A4. Examines performance data to understand each learner’s progress and revise instruction / A5. Communicates assessment information regarding learners’ progress to others in respectful, ethics and responsive ways / A6. Collaborates with other professionals to plan and facilitate learning</p>
Performance Level:	Exemplary (Proficient Plus) / Proficient (Ready for independent practice) / Developing (Not yet ready for independent practice) / Unacceptable (Not ready for independent practice)
Standard:	Standard R1.1 / Standard 7 / Standard 3 / Standard 4 / Standard 6 / Standard 2 / Standard 8 / Standard 1 / Standard 5 / Standard 2.6

Rubric Results by Element

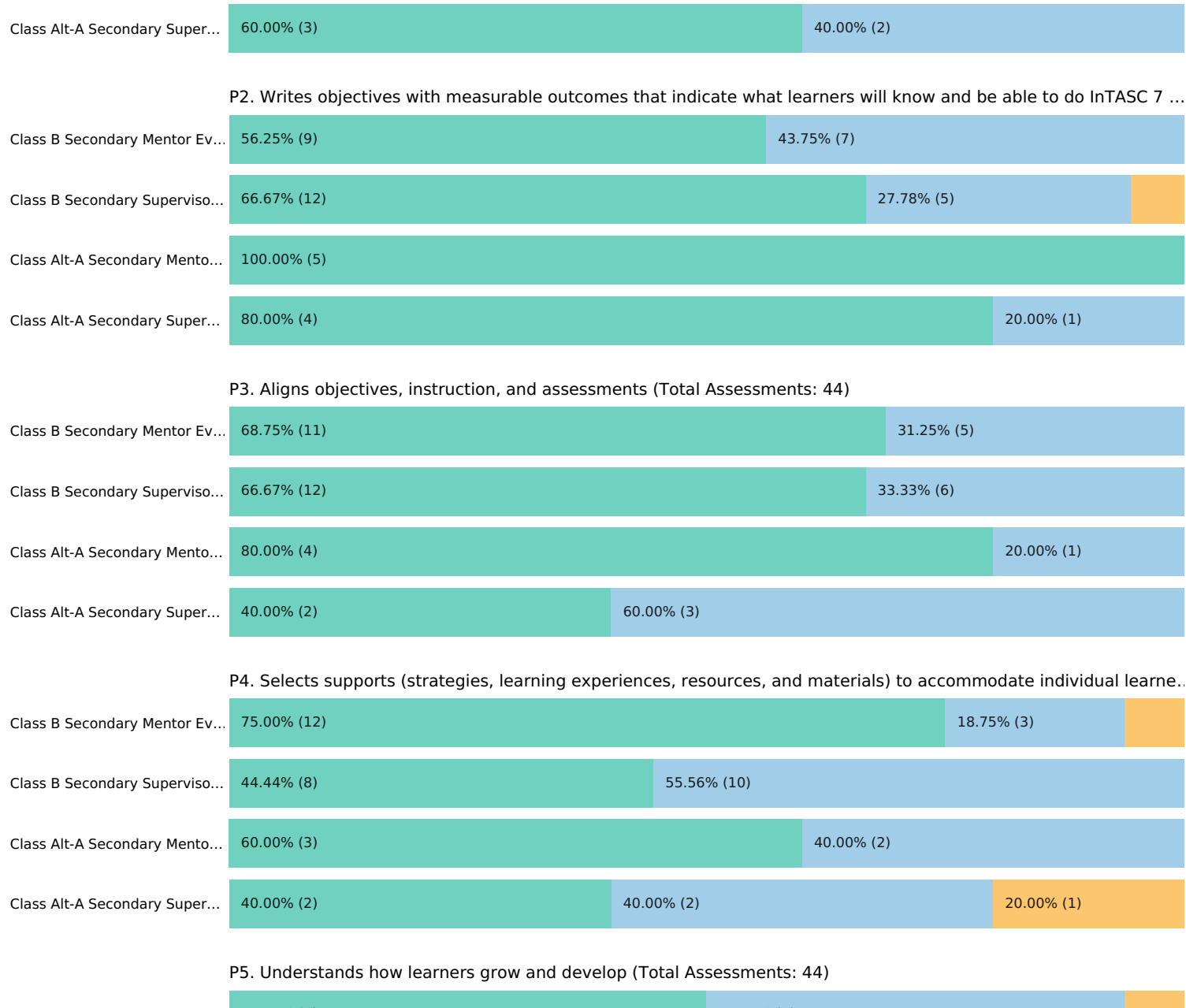


Planning P1. Selects appropriate national and/or state standards InTASC 7 CAEP 1.1 (Total Assessments: 44)



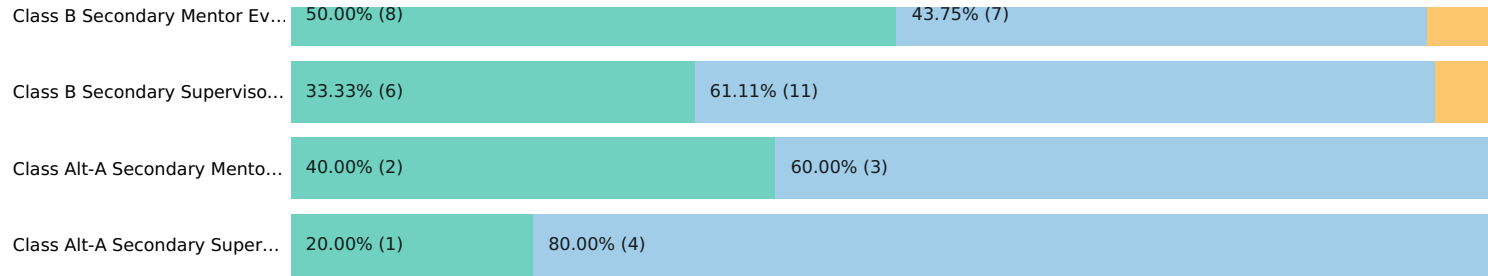
Spring 25 Secondary Summative Data Report

Generated by: **Bretta Cagle** 04/22/2026




Spring 25 Secondary Summative Data Report

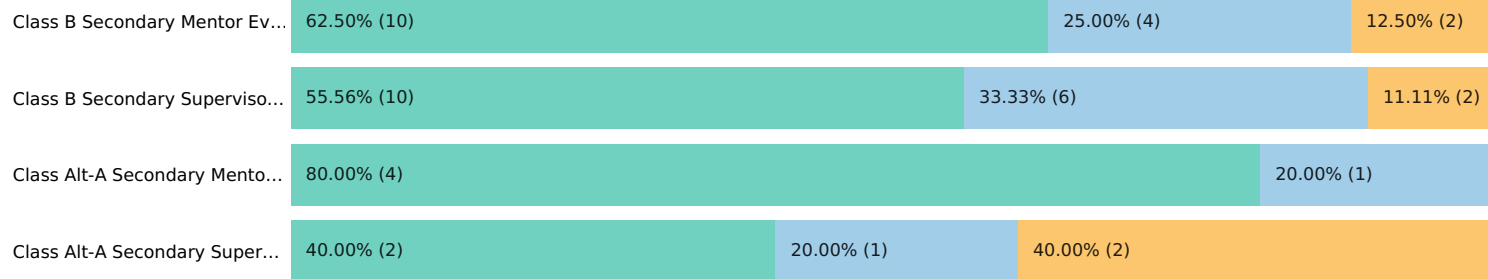
Generated by: **Bretta Cagle 04/22/2026**




P6. Sequences the learning experiences so that they build on each other to support learning of the essential conten.



P7. Justifies the selected learning experiences (Total Assessments: 44)



P8. Accurately represents important content concepts (Total Assessments: 44)



Spring 25 Secondary Summative Data Report

Generated by: Bretta Cagle 04/22/2026



Learning Environment L1. Communicates high expectations for all learners (Total Assessments: 44)



L2. Establishes and teaches clear guidelines for routines and appropriate expectations for learners' behavior (Total..



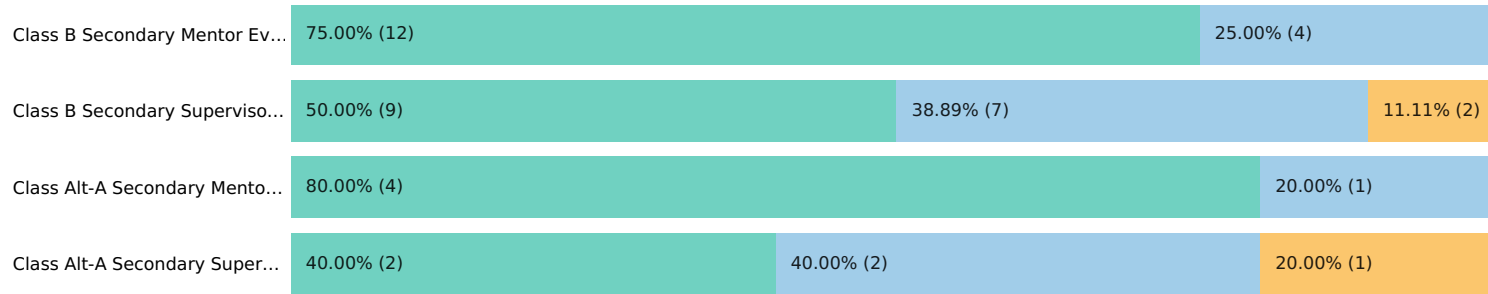
L3. Facilitates learners' respectful collaboration (Total Assessments: 44)



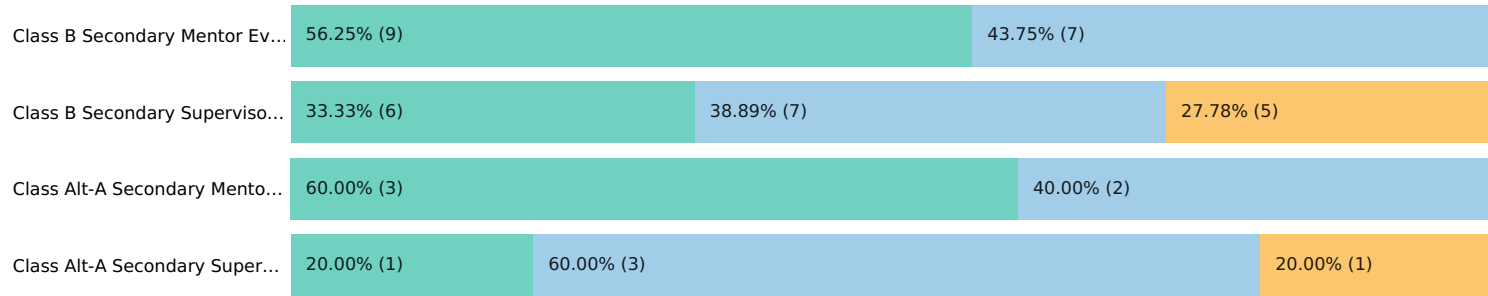
Instruction I1. Adapts lessons to learners' responses (Total Assessments: 44)

Spring 25 Secondary Summative Data Report

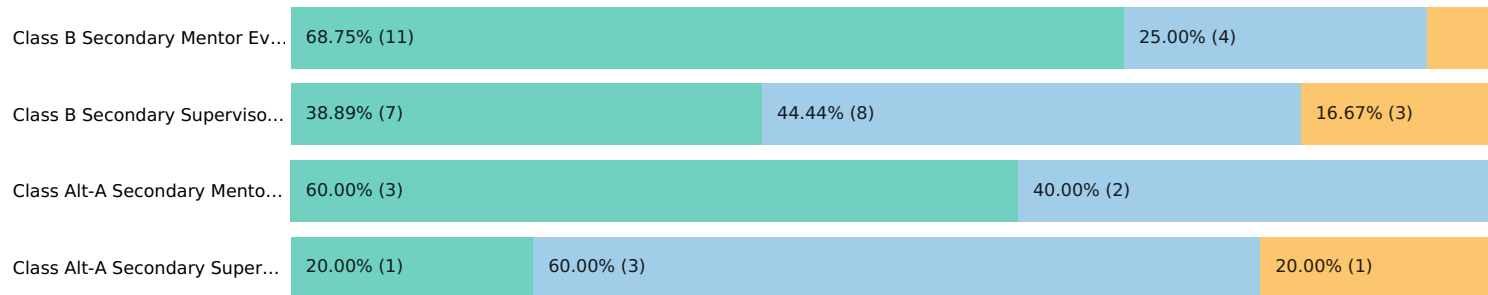
Generated by: Bretta Cagle 04/22/2026



12. Uses available technology to impact learning (Total Assessments: 44)



13. Engages learners using a range of questions, including higher order questions (Total Assessments: 44)




14. Designs learning experiences in which content is presented accurately and is accessible to all learners (Total As..)




Spring 25 Secondary Summative Data Report

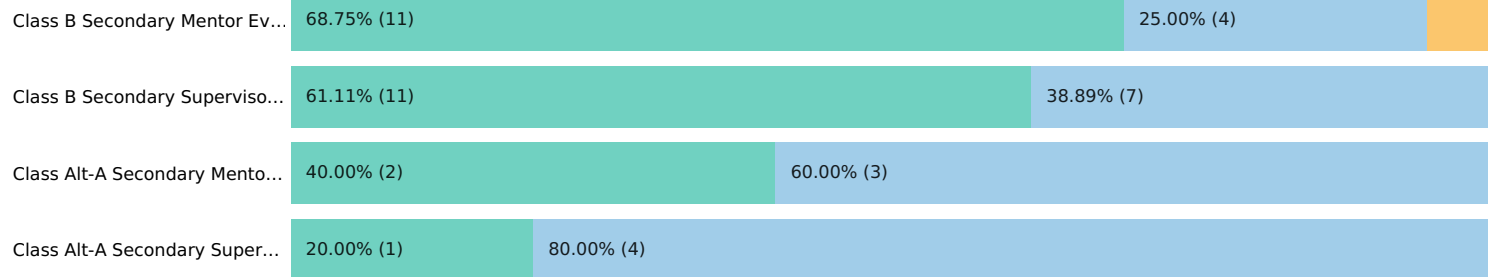
Generated by: **Bretta Cagle** 04/22/2026




15. Creates learning experiences that include connection of concepts and strategically-designed experiences to app.



16. Allows learners to demonstrate knowledge in a variety of ways (Total Assessments: 44)



17. Paces lessons effectively with time for closure and learner processing (Total Assessments: 44)

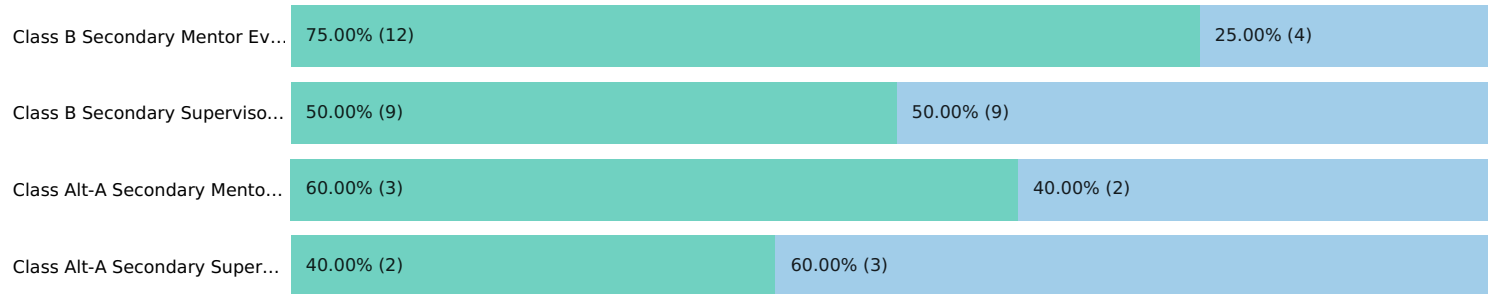


Assessment A1 Continuously monitors learning (Total Assessments: 44)

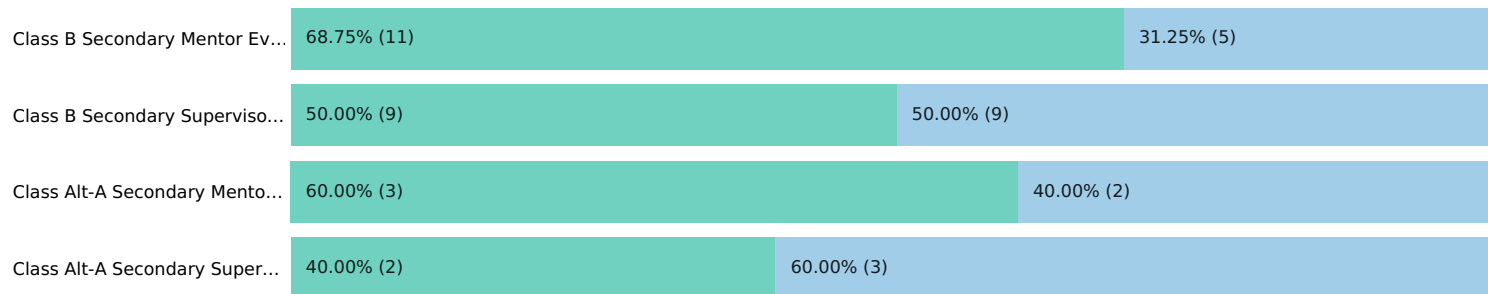
Spring 25 Secondary Summative Data Report

Generated by: **Bretta Cagle** 04/22/2026

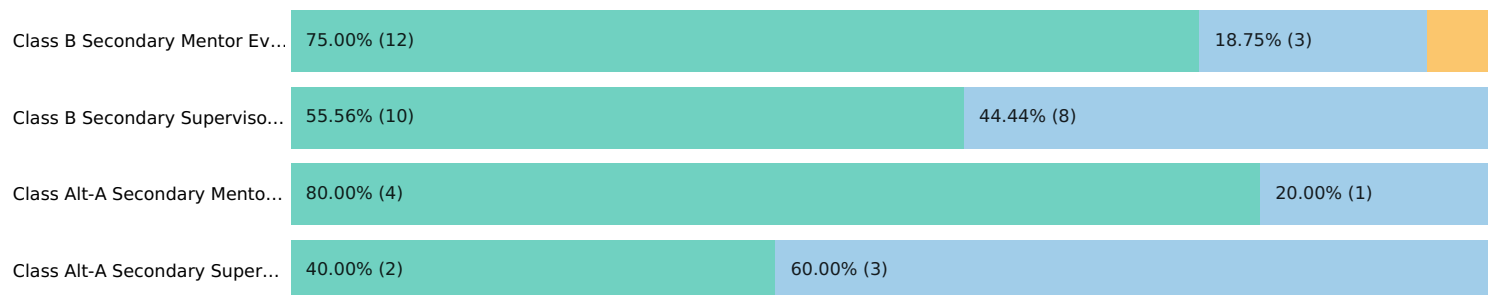
Assessment A1: Continuously monitors learning (Total Assessments: 47)



A2. Uses a range of appropriate formative assessments (Total Assessments: 44)



A3. Uses appropriate summative assessments (Total Assessments: 44)

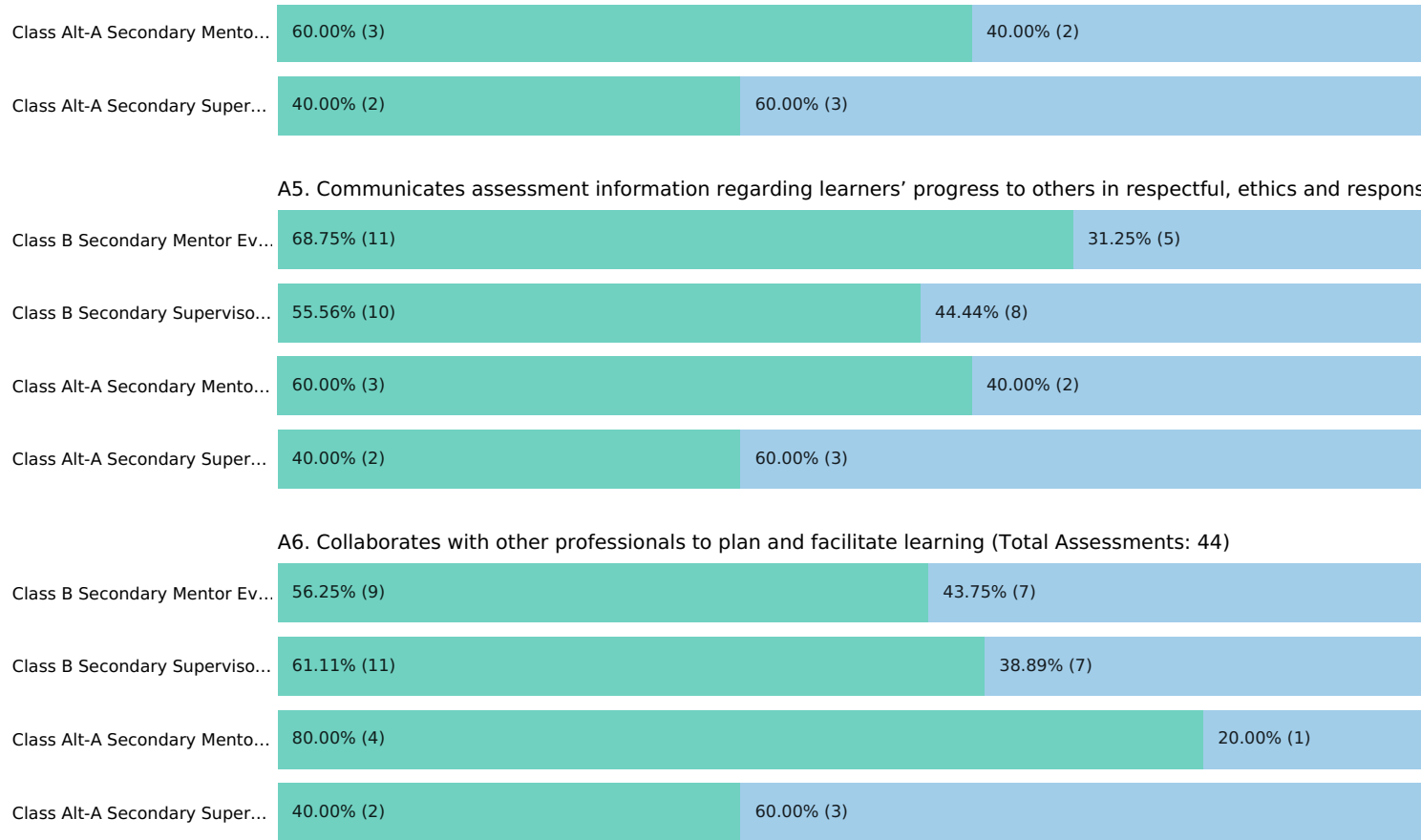


A4. Examines performance data to understand each learner's progress and revise instruction (Total Assessments: 4)



Spring 25 Secondary Summative Data Report

Generated by: Bretta Cagle 04/22/2026



Element	Query	Exemplary (Proficient Plus)	Proficient (Ready for independent practice)	Developing (Not yet ready for independent practice)	Unacceptable (Not ready for independent practice)	Mean	Stdev
---------	-------	-----------------------------	---	---	---	------	-------

Spring 25 Secondary Summative Data Report

Generated by: Bretta Cagle 04/22/2026

Planning P1. Selects appropriate national and/or state standards InTASC 7 CAEP 1.1S:2	Class B Secondary Mentor Evaluation	62.50% (10)	37.50% (6)	0.00% (0)	0.00% (0)	3.63	0.50
	Class B Secondary Supervisor Evaluation	72.22% (13)	27.78% (5)	0.00% (0)	0.00% (0)	3.72	0.46
	Class Alt-A Secondary Mentor Evaluation	100.00% (5)	0.00% (0)	0.00% (0)	0.00% (0)	4.00	0
	Class Alt-A Secondary Supervisor Evaluation	60.00% (3)	40.00% (2)	0.00% (0)	0.00% (0)	3.60	0.55
P2. Writes objectives with measurable outcomes that indicate what learners will know and be able to do InTASC 7 CAEP 1.1S:2	Class B Secondary Mentor Evaluation	56.25% (9)	43.75% (7)	0.00% (0)	0.00% (0)	3.56	0.51
	Class B Secondary Supervisor Evaluation	66.67% (12)	27.78% (5)	5.56% (1)	0.00% (0)	3.61	0.61
	Class Alt-A Secondary Mentor Evaluation	100.00% (5)	0.00% (0)	0.00% (0)	0.00% (0)	4.00	0

	Class Alt-A Secondary Supervisor Evaluation	80.00% (4)	20.00% (1)	0.00% (0)	0.00% (0)	3.80	0.45
P3. Aligns objectives, instruction, and assessmentsS:2	Class B Secondary Mentor Evaluation	68.75% (11)	31.25% (5)	0.00% (0)	0.00% (0)	3.69	0.48
	Class B Secondary Supervisor Evaluation	66.67% (12)	33.33% (6)	0.00% (0)	0.00% (0)	3.67	0.49
	Class Alt-A Secondary Mentor Evaluation	80.00% (4)	20.00% (1)	0.00% (0)	0.00% (0)	3.80	0.45
	Class Alt-A Secondary Supervisor Evaluation	40.00% (2)	60.00% (3)	0.00% (0)	0.00% (0)	3.40	0.55
P4. Selects supports (strategies, learning experiences, resources, and materials) to accommodate individual learner's needs and groups of needsS:2	Class B Secondary Mentor Evaluation	75.00% (12)	18.75% (3)	6.25% (1)	0.00% (0)	3.69	0.60
	Class B Secondary Supervisor Evaluation	44.44% (8)	55.56% (10)	0.00% (0)	0.00% (0)	3.44	0.51

	Class Alt-A Secondary Mentor Evaluation	60.00% (3)	40.00% (2)	0.00% (0)	0.00% (0)	3.60	0.55
	Class Alt-A Secondary Supervisor Evaluation	40.00% (2)	40.00% (2)	20.00% (1)	0.00% (0)	3.20	0.84
P5. Understands how learners grow and developS:2	Class B Secondary Mentor Evaluation	50.00% (8)	43.75% (7)	6.25% (1)	0.00% (0)	3.44	0.63
	Class B Secondary Supervisor Evaluation	33.33% (6)	61.11% (11)	5.56% (1)	0.00% (0)	3.28	0.57
	Class Alt-A Secondary Mentor Evaluation	40.00% (2)	60.00% (3)	0.00% (0)	0.00% (0)	3.40	0.55
	Class Alt-A Secondary Supervisor Evaluation	20.00% (1)	80.00% (4)	0.00% (0)	0.00% (0)	3.20	0.45
P6. Sequences the learning experiences so that they build on each other to support learning of the essential content S:2	Class B Secondary Mentor Evaluation	68.75% (11)	18.75% (3)	12.50% (2)	0.00% (0)	3.56	0.73
	Class B Secondary Supervisor Evaluation	55.56% (10)	44.44% (8)	0.00% (0)	0.00% (0)	3.56	0.51

	Class Alt-A Secondary Mentor Evaluation	80.00% (4)	20.00% (1)	0.00% (0)	0.00% (0)	3.80	0.45
	Class Alt-A Secondary Supervisor Evaluation	60.00% (3)	40.00% (2)	0.00% (0)	0.00% (0)	3.60	0.55
P7. Justifies the selected learning experiencesS:2	Class B Secondary Mentor Evaluation	62.50% (10)	25.00% (4)	12.50% (2)	0.00% (0)	3.50	0.73
	Class B Secondary Supervisor Evaluation	55.56% (10)	33.33% (6)	11.11% (2)	0.00% (0)	3.44	0.70
	Class Alt-A Secondary Mentor Evaluation	80.00% (4)	20.00% (1)	0.00% (0)	0.00% (0)	3.80	0.45
	Class Alt-A Secondary Supervisor Evaluation	40.00% (2)	20.00% (1)	40.00% (2)	0.00% (0)	3.00	1.00
P8. Accurately represents important content conceptsS:2	Class B Secondary Mentor Evaluation	56.25% (9)	43.75% (7)	0.00% (0)	0.00% (0)	3.56	0.51
	Class B Secondary Supervisor Evaluation	66.67% (12)	33.33% (6)	0.00% (0)	0.00% (0)	3.67	0.49
	Class Alt-A Secondary Mentor Evaluation	80.00% (4)	20.00% (1)	0.00% (0)	0.00% (0)	3.80	0.45

	Class Alt-A Secondary Supervisor Evaluation	60.00% (3)	40.00% (2)	0.00% (0)	0.00% (0)	3.60	0.55
Learning Environment L1. Communicates high expectations for all learnersS:2	Class B Secondary Mentor Evaluation	81.25% (13)	18.75% (3)	0.00% (0)	0.00% (0)	3.81	0.40
	Class B Secondary Supervisor Evaluation	61.11% (11)	38.89% (7)	0.00% (0)	0.00% (0)	3.61	0.50
	Class Alt-A Secondary Mentor Evaluation	60.00% (3)	40.00% (2)	0.00% (0)	0.00% (0)	3.60	0.55
	Class Alt-A Secondary Supervisor Evaluation	20.00% (1)	80.00% (4)	0.00% (0)	0.00% (0)	3.20	0.45
L2. Establishes and teaches clear guidelines for routines and appropriate expectations for learners' behaviorS:2	Class B Secondary Mentor Evaluation	81.25% (13)	12.50% (2)	6.25% (1)	0.00% (0)	3.75	0.58
	Class B Secondary Supervisor Evaluation	44.44% (8)	55.56% (10)	0.00% (0)	0.00% (0)	3.44	0.51
	Class Alt-A Secondary Mentor Evaluation	80.00% (4)	20.00% (1)	0.00% (0)	0.00% (0)	3.80	0.45

	Class Alt-A Secondary Supervisor Evaluation	40.00% (2)	60.00% (3)	0.00% (0)	0.00% (0)	3.40	0.55
L3. Facilitates learners' respectful collaboration S:2	Class B Secondary Mentor Evaluation	75.00% (12)	18.75% (3)	6.25% (1)	0.00% (0)	3.69	0.60
	Class B Secondary Supervisor Evaluation	55.56% (10)	44.44% (8)	0.00% (0)	0.00% (0)	3.56	0.51
	Class Alt-A Secondary Mentor Evaluation	80.00% (4)	20.00% (1)	0.00% (0)	0.00% (0)	3.80	0.45
	Class Alt-A Secondary Supervisor Evaluation	80.00% (4)	20.00% (1)	0.00% (0)	0.00% (0)	3.80	0.45
Instruction I1. Adapts lessons to learners' responsesS:2	Class B Secondary Mentor Evaluation	75.00% (12)	25.00% (4)	0.00% (0)	0.00% (0)	3.75	0.45
	Class B Secondary Supervisor Evaluation	50.00% (9)	38.89% (7)	11.11% (2)	0.00% (0)	3.39	0.70
	Class Alt-A Secondary Mentor Evaluation	80.00% (4)	20.00% (1)	0.00% (0)	0.00% (0)	3.80	0.45
	Class Alt-A Secondary Supervisor Evaluation	40.00% (2)	40.00% (2)	20.00% (1)	0.00% (0)	3.20	0.84

I2. Uses available technology to impact learningS:3	Class B Secondary Mentor Evaluation	56.25% (9)	43.75% (7)	0.00% (0)	0.00% (0)	3.56	0.51
	Class B Secondary Supervisor Evaluation	33.33% (6)	38.89% (7)	27.78% (5)	0.00% (0)	3.06	0.80
	Class Alt-A Secondary Mentor Evaluation	60.00% (3)	40.00% (2)	0.00% (0)	0.00% (0)	3.60	0.55
	Class Alt-A Secondary Supervisor Evaluation	20.00% (1)	60.00% (3)	20.00% (1)	0.00% (0)	3.00	0.71
I3. Engages learners using a range of questions, including higher order questionsS:2	Class B Secondary Mentor Evaluation	68.75% (11)	25.00% (4)	6.25% (1)	0.00% (0)	3.63	0.62
	Class B Secondary Supervisor Evaluation	38.89% (7)	44.44% (8)	16.67% (3)	0.00% (0)	3.22	0.73
	Class Alt-A Secondary Mentor Evaluation	60.00% (3)	40.00% (2)	0.00% (0)	0.00% (0)	3.60	0.55
	Class Alt-A Secondary Supervisor Evaluation	20.00% (1)	60.00% (3)	20.00% (1)	0.00% (0)	3.00	0.71

I4. Designs learning experiences in which content is presented accurately and is accessible to all learnersS:2	Class B Secondary Mentor Evaluation	68.75% (11)	25.00% (4)	6.25% (1)	0.00% (0)	3.63	0.62
	Class B Secondary Supervisor Evaluation	50.00% (9)	50.00% (9)	0.00% (0)	0.00% (0)	3.50	0.51
	Class Alt-A Secondary Mentor Evaluation	80.00% (4)	20.00% (1)	0.00% (0)	0.00% (0)	3.80	0.45
	Class Alt-A Secondary Supervisor Evaluation	40.00% (2)	60.00% (3)	0.00% (0)	0.00% (0)	3.40	0.55
I5. Creates learning experiences that include connection of concepts and strategically-designed experiences to apply content knowledgeS:2	Class B Secondary Mentor Evaluation	50.00% (8)	43.75% (7)	6.25% (1)	0.00% (0)	3.44	0.63
	Class B Secondary Supervisor Evaluation	44.44% (8)	50.00% (9)	5.56% (1)	0.00% (0)	3.39	0.61
	Class Alt-A Secondary Mentor Evaluation	60.00% (3)	40.00% (2)	0.00% (0)	0.00% (0)	3.60	0.55

	Class Alt-A Secondary Supervisor Evaluation	0.00% (0)	100.00% (5)	0.00% (0)	0.00% (0)	3.00	0
16. Allows learners to demonstrate knowledge in a variety of waysS:2	Class B Secondary Mentor Evaluation	68.75% (11)	25.00% (4)	6.25% (1)	0.00% (0)	3.63	0.62
	Class B Secondary Supervisor Evaluation	61.11% (11)	38.89% (7)	0.00% (0)	0.00% (0)	3.61	0.50
	Class Alt-A Secondary Mentor Evaluation	40.00% (2)	60.00% (3)	0.00% (0)	0.00% (0)	3.40	0.55
	Class Alt-A Secondary Supervisor Evaluation	20.00% (1)	80.00% (4)	0.00% (0)	0.00% (0)	3.20	0.45
17. Paces lessons effectively with time for closure and learner processingS:2	Class B Secondary Mentor Evaluation	50.00% (8)	37.50% (6)	12.50% (2)	0.00% (0)	3.38	0.72
	Class B Secondary Supervisor Evaluation	16.67% (3)	77.78% (14)	5.56% (1)	0.00% (0)	3.11	0.47
	Class Alt-A Secondary Mentor Evaluation	60.00% (3)	40.00% (2)	0.00% (0)	0.00% (0)	3.60	0.55
	Class Alt-A Secondary Supervisor Evaluation	20.00% (1)	60.00% (3)	20.00% (1)	0.00% (0)	3.00	0.71

Spring 25 Secondary Summative Data Report

Generated by: Bretta Cagle 04/22/2026

Assessment A1. Continuously monitors learningS:2	Class B Secondary Mentor Evaluation	75.00% (12)	25.00% (4)	0.00% (0)	0.00% (0)	3.75	0.45
	Class B Secondary Supervisor Evaluation	50.00% (9)	50.00% (9)	0.00% (0)	0.00% (0)	3.50	0.51
	Class Alt-A Secondary Mentor Evaluation	60.00% (3)	40.00% (2)	0.00% (0)	0.00% (0)	3.60	0.55
	Class Alt-A Secondary Supervisor Evaluation	40.00% (2)	60.00% (3)	0.00% (0)	0.00% (0)	3.40	0.55
A2. Uses a range of appropriate formative assessmentsS:2	Class B Secondary Mentor Evaluation	68.75% (11)	31.25% (5)	0.00% (0)	0.00% (0)	3.69	0.48
	Class B Secondary Supervisor Evaluation	50.00% (9)	50.00% (9)	0.00% (0)	0.00% (0)	3.50	0.51
	Class Alt-A Secondary Mentor Evaluation	60.00% (3)	40.00% (2)	0.00% (0)	0.00% (0)	3.60	0.55
	Class Alt-A Secondary Supervisor Evaluation	40.00% (2)	60.00% (3)	0.00% (0)	0.00% (0)	3.40	0.55
A3. Uses appropriate summative assessmentsS:2	Class B Secondary Mentor Evaluation	75.00% (12)	18.75% (3)	6.25% (1)	0.00% (0)	3.69	0.60

	Class B Secondary Supervisor Evaluation	55.56% (10)	44.44% (8)	0.00% (0)	0.00% (0)	3.56	0.51
	Class Alt-A Secondary Mentor Evaluation	80.00% (4)	20.00% (1)	0.00% (0)	0.00% (0)	3.80	0.45
	Class Alt-A Secondary Supervisor Evaluation	40.00% (2)	60.00% (3)	0.00% (0)	0.00% (0)	3.40	0.55
A4. Examines performance data to understand each learner's progress and revise instructionS:2	Class B Secondary Mentor Evaluation	62.50% (10)	25.00% (4)	12.50% (2)	0.00% (0)	3.50	0.73
	Class B Secondary Supervisor Evaluation	55.56% (10)	44.44% (8)	0.00% (0)	0.00% (0)	3.56	0.51
	Class Alt-A Secondary Mentor Evaluation	60.00% (3)	40.00% (2)	0.00% (0)	0.00% (0)	3.60	0.55
	Class Alt-A Secondary Supervisor Evaluation	40.00% (2)	60.00% (3)	0.00% (0)	0.00% (0)	3.40	0.55
A5. Communicates assessment information regarding learners' progress to others in respectful, ethics and responsive waysS:2	Class B Secondary Mentor Evaluation	68.75% (11)	31.25% (5)	0.00% (0)	0.00% (0)	3.69	0.48

	Class B Secondary Supervisor Evaluation	55.56% (10)	44.44% (8)	0.00% (0)	0.00% (0)	3.56	0.51
	Class Alt-A Secondary Mentor Evaluation	60.00% (3)	40.00% (2)	0.00% (0)	0.00% (0)	3.60	0.55
	Class Alt-A Secondary Supervisor Evaluation	40.00% (2)	60.00% (3)	0.00% (0)	0.00% (0)	3.40	0.55
A6. Collaborates with other professionals to plan and facilitate learningS:2	Class B Secondary Mentor Evaluation	56.25% (9)	43.75% (7)	0.00% (0)	0.00% (0)	3.56	0.51
	Class B Secondary Supervisor Evaluation	61.11% (11)	38.89% (7)	0.00% (0)	0.00% (0)	3.61	0.50
	Class Alt-A Secondary Mentor Evaluation	80.00% (4)	20.00% (1)	0.00% (0)	0.00% (0)	3.80	0.45
	Class Alt-A Secondary Supervisor Evaluation	40.00% (2)	60.00% (3)	0.00% (0)	0.00% (0)	3.40	0.55

Total Rubric Score

Rubric assessments with one or more elements marked with N/A are not included in the total rubric score calculations.

Query	Number of Assessments	Mean	Stdev
-------	-----------------------	------	-------

Spring 25 Secondary Summative Data Report

Generated by: Bretta Cagle 04/22/2026

Class B Secondary Mentor Evaluation	16	3.62	0.11
Class B Secondary Supervisor Evaluation	18	3.48	0.17
Class Alt-A Secondary Mentor Evaluation	5	3.70	0.16
Class Alt-A Secondary Supervisor Evaluation	5	3.33	0.24

Summative Evaluation Rubric (October 2020)

Set Title:	CAEP-2022 - CAEP Initial Level Standards 2022
Standard Title:	Standard R1.1
Standard Identifier:	CAEP-2022 R1.1
Standard Description:	The Learner and Learning - The provider ensures candidates are able to apply their knowledge of the learner and learning at the appropriate progression levels. Evidence provided should demonstrate that candidates are able to apply critical concepts and principles of learner development (InTASC Standard 1), learning differences (InTASC Standard 2), and creating safe and supportive learning environments (InTASC Standard 3) in order to work effectively with diverse P-12 students and their families.
Mapped to:	Planning P1. Selects appropriate national and/or state standards InTASC 7 CAEP 1.1 / P2. Writes objectives with measurable outcomes that indicate what learners will know and be able to do InTASC 7 CAEP 1.1 / P3. Aligns objectives, instruction, and assessments / P4. Selects supports (strategies, learning experiences, resources, and materials) to accommodate individual learner's needs and groups of needs / P5. Understands how learners grow and develop / P6. Sequences the learning experiences so that they build on each other to support learning of the essential content / P7. Justifies the selected learning experiences / P8. Accurately represents important content concepts / Learning Environment L1. Communicates high expectations for all learners / L2. Establishes and teaches clear guidelines for routines and appropriate expectations for learners' behavior / L3. Facilitates learners' respectful collaboration / Instruction I1. Adapts lessons to learners' responses / I2. Uses available technology to impact learning / I3. Engages learners using a range of questions, including higher order questions / I4. Designs learning experiences in which content is presented accurately and is accessible to all learners / I5. Creates learning experiences that include connection of concepts and strategically-designed experiences to apply content knowledge / I6. Allows learners to demonstrate knowledge in a variety of ways / I7. Paces lessons effectively with time for closure and learner processing / Assessment A1. Continuously monitors learning / A2. Uses a range of appropriate formative assessments / A3. Uses appropriate summative assessments / A4. Examines performance data to understand each learner's progress and revise instruction / A5. Communicates assessment information regarding learners' progress to others in respectful, ethics and responsive ways / A6. Collaborates with other professionals to plan and facilitate learning

Set Title: INTASC-2011 - InTASC Model Core Teaching Standards 2011

Standard Title: Standard 1

Standard Identifier: INTASC-2011 1

Standard Description: Learner Development - The teacher understands how learners grow and develop, recognizing that patterns of learning and development vary individually within and across the cognitive, linguistic, social, emotional, and physical areas, and designs and implements developmentally appropriate and challenging learning experiences.

Mapped to: P5. Understands how learners grow and develop

Set Title: INTASC-2011 - InTASC Model Core Teaching Standards 2011

Standard Title: Standard 2

Standard Identifier: INTASC-2011 2

Standard Description: Learning Differences - The teacher uses understanding of individual differences and diverse cultures and communities to ensure inclusive learning environments that enable each learner to meet high standards.

Mapped to: P4. Selects supports (strategies, learning experiences, resources, and materials) to accommodate individual learner's needs and groups of needs

Set Title: INTASC-2011 - InTASC Model Core Teaching Standards 2011

Standard Title: Standard 3

Standard Identifier: INTASC-2011 3

Standard Description: Learning Environments - The teacher works with others to create environments that support individual and collaborative learning, and that encourage positive social interaction, active engagement in learning, and self motivation.

Mapped to: Learning Environment L1. Communicates high expectations for all learners / L2. Establishes and teaches clear guidelines for routines and appropriate expectations for learners' behavior / L3. Facilitates learners' respectful collaboration

Set Title: INTASC-2011 - InTASC Model Core Teaching Standards 2011

Standard Title: Standard 4

Standard Identifier: INTASC-2011 4

Standard Description: Content Knowledge - The teacher understands the central concepts, tools of inquiry, and structures of the discipline(s) he or she teaches and creates learning experiences that make these aspects of the discipline accessible and meaningful for learners to assure mastery of the content.

Mapped to: P8. Accurately represents important content concepts / I4. Designs learning experiences in which content is presented accurately and is accessible to all learners

Set Title: INTASC-2011 - InTASC Model Core Teaching Standards 2011

Standard Title: Standard 5

Standard Identifier: INTASC-2011 5

Standard Description: Application of Content - The teacher understands how to connect concepts and use differing perspectives to engage learners in critical thinking, creativity, and collaborative problem solving related to authentic local and global issues.

Mapped to: I3. Engages learners using a range of questions, including higher order questions / I5. Creates learning experiences that include connection of concepts and strategically-designed experiences to apply content knowledge

Set Title: INTASC-2011 - InTASC Model Core Teaching Standards 2011

Standard Title: Standard 6

Standard Identifier: INTASC-2011 6

Standard Description: Assessment - The teacher understands and uses multiple methods of assessment to engage learners in their own growth, to monitor learner progress, and to guide the teacher's and learner's decision making.

Mapped to: Instruction I1. Adapts lessons to learners' responses / I6. Allows learners to demonstrate knowledge in a variety of ways / Assessment A1. Continuously monitors learning / A2. Uses a range of appropriate formative assessments / A3. Uses appropriate summative assessments / A4. Examines performance data to understand each learner's progress and revise instruction / A5. Communicates assessment information regarding learners' progress to others in respectful, ethics and responsive ways / A6. Collaborates with other professionals to plan and facilitate learning

Set Title: INTASC-2011 - InTASC Model Core Teaching Standards 2011

Standard Title: Standard 7

Standard Identifier: INTASC-2011 7

Standard Description: Planning for Instruction - The teacher plans instruction that supports every student in meeting rigorous learning goals by drawing upon knowledge of content areas, curriculum, cross-disciplinary skills, and pedagogy, as well as knowledge of learners and the community context.

Mapped to: Planning P1. Selects appropriate national and/or state standards InTASC 7 CAEP 1.1 / P2. Writes objectives with measurable outcomes that indicate what learners will know and be able to do InTASC 7 CAEP 1.1 / P3. Aligns objectives, instruction, and assessments / P6. Sequences the learning experiences so that they build on each other to support learning of the essential content / P7. Justifies the selected learning experiences

Set Title: INTASC-2011 - InTASC Model Core Teaching Standards 2011

Standard Title: Standard 8

Standard Identifier: INTASC-2011 8

Standard Description: Instructional Strategies - The teacher understands and uses a variety of instructional strategies to encourage learners to develop deep understanding of content areas and their connections, and to build skills to apply knowledge in meaningful ways.

Mapped to: I2. Uses available technology to impact learning / I7. Paces lessons effectively with time for closure and learner processing

Set Title: ISTE - ISTE Standards for Educators

Standard Title: Standard 2.6

Standard Identifier: ISTE 2.6

Standard Description: Facilitator - Educators facilitate learning with technology to support student achievement of the ISTE Standards for Students.

Mapped to: I2. Uses available technology to impact learning

Teacher Candidate Summative Evaluation Rubric (October 2020)

Query Name: Class B P-12 Mentor Evaluation
Parameters Applied: Term: Fall 2024 08/21/2024~12/11/2024
Organization information:
Courses: ED484 - Multilevel Student Internship / Templates: Internship Summative Evaluation (Mentor)

Query Name: Class B P-12 Supervisor Evaluation
Parameters Applied: Term: Fall 2024 08/21/2024~12/11/2024
Organization information:
Courses: ED484 - Multilevel Student Internship / Templates: OLD Teacher Candidate Summative Evaluation (Supervisor)

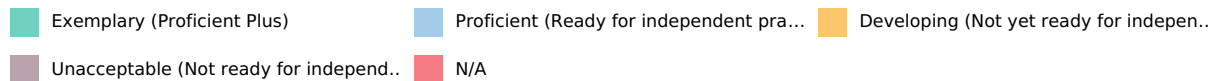
Query Name: Class Alt-A P-12 Mentor Evaluation
Parameters Applied: Term: Fall 2024 08/21/2024~12/11/2024
Organization information:
Courses: ED584 - Internship Grades P-12 / Templates: Internship Summative Evaluation (Mentor)

Query Name: Class Alt-A P-12 Supervisor Evaluation
Parameters Applied: Term: Fall 2024 08/21/2024~12/11/2024
Organization information:
Courses: ED584 - Internship Grades P-12 / Templates: OLD Teacher Candidate Summative Evaluation (Supervisor)

Teacher Candidate Summative Evaluation Rubric (October 2020)

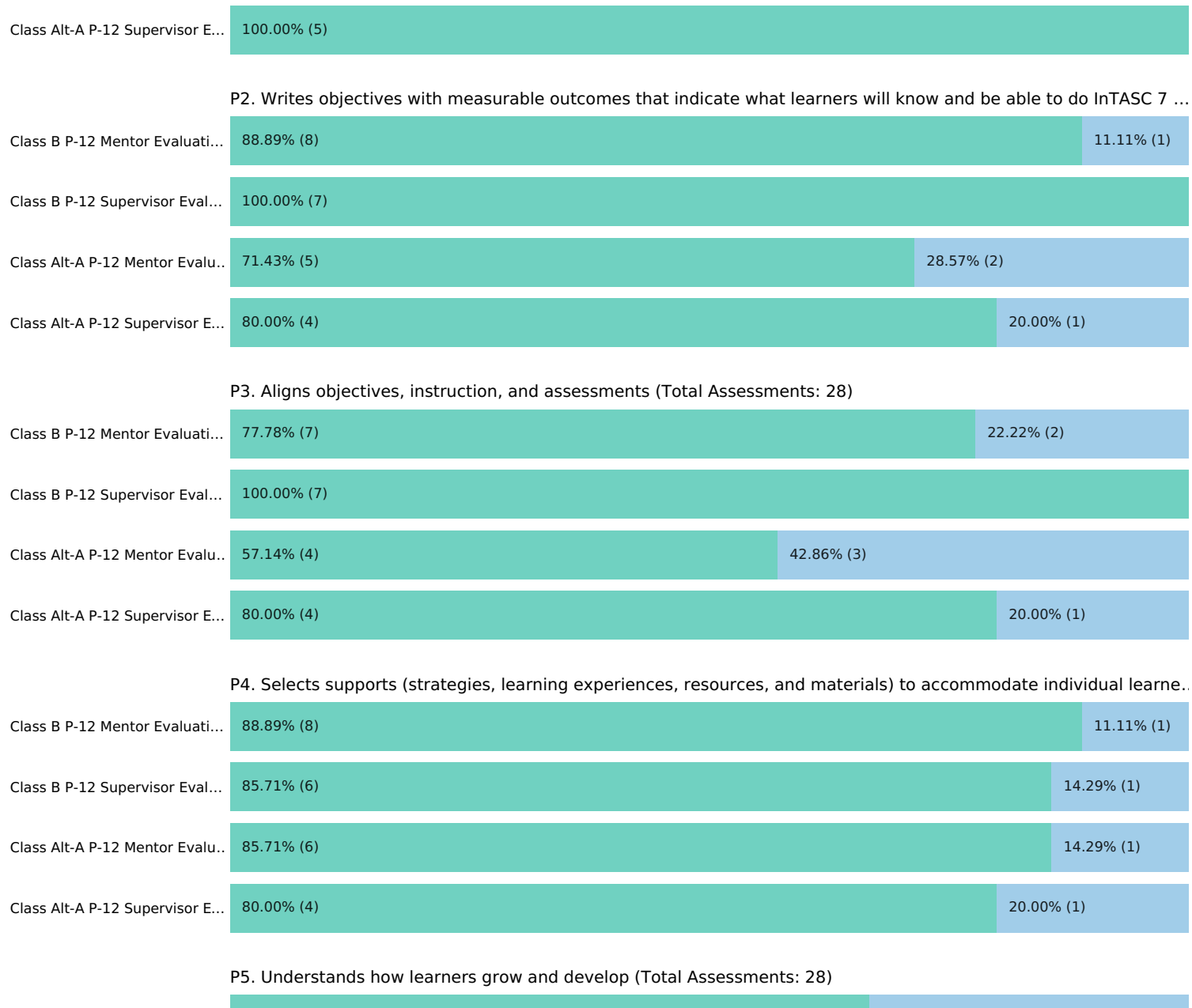
Group by:	Element
Element:	Planning P1. Selects appropriate national and/or state standards InTASC 7 CAEP 1.1 / P2. Writes objectives with measurable outcomes that indicate what learners will know and be able to do InTASC 7 CAEP 1.1 / P3. Aligns objectives, instruction, and assessments / P4. Selects supports (strategies, learning experiences, resources, and materials) to accommodate individual learner’s needs and groups of needs / P5. Understands how learners grow and develop / P6. Sequences the learning experiences so that they build on each other to support learning of the essential content / P7. Justifies the selected learning experiences / P8. Accurately represents important content concepts / Learning Environment L1. Communicates high expectations for all learners / L2. Establishes and teaches clear guidelines for routines and appropriate expectations for learners’ behavior / L3. Facilitates learners’ respectful collaboration / Instruction I1. Adapts lessons to learners’ responses / I2. Uses available technology to impact learning / I3. Engages learners using a range of questions, including higher order questions / I4. Designs learning experiences in which content is presented accurately and is accessible to all learners/ I5. Creates learning experiences that include connection of concepts and strategically-designed experiences to apply content knowledge / I6. Allows learners to demonstrate knowledge in a variety of ways / I7. Paces lessons effectively with time for closure and learner processing / Assessment A1. Continuously monitors learning / A2. Uses a range of appropriate formative assessments / A3. Uses appropriate summative assessments / A4. Examines performance data to understand each learner’s progress and revise instruction / A5. Communicates assessment information regarding learners’ progress to others in respectful, ethics and responsive ways / A6. Collaborates with other professionals to plan and facilitate learning
Performance Level:	Exemplary (Proficient Plus) / Proficient (Ready for independent practice) / Developing (Not yet ready for independent practice) / Unacceptable (Not ready for independent practice) / N/A
Standard:	Standard R1.1 / Standard 7 / Standard 3 / Standard 4 / Standard 6 / Standard 2 / Standard 8 / Standard 1 / Standard 5 / Standard 2.6

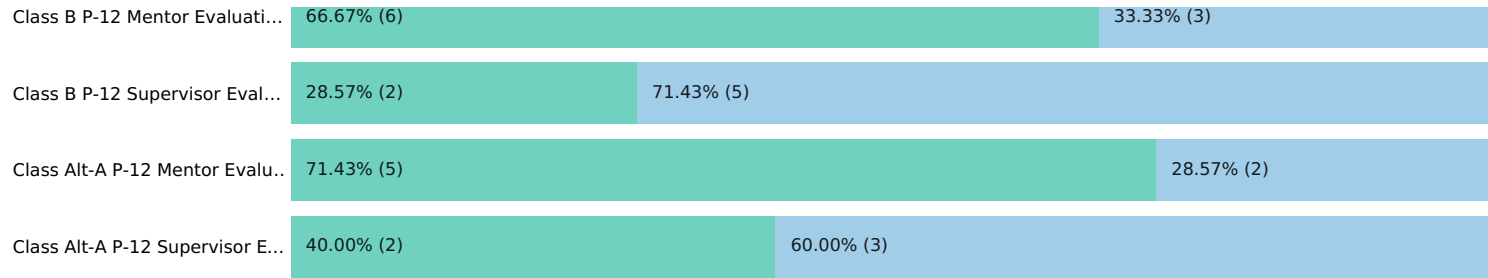
Rubric Results by Element



Planning P1. Selects appropriate national and/or state standards InTASC 7 CAEP 1.1 (Total Assessments: 28)







P6. Sequences the learning experiences so that they build on each other to support learning of the essential conten.



P7. Justifies the selected learning experiences (Total Assessments: 28)



P8. Accurately represents important content concepts (Total Assessments: 28)





Learning Environment L1. Communicates high expectations for all learners (Total Assessments: 28)



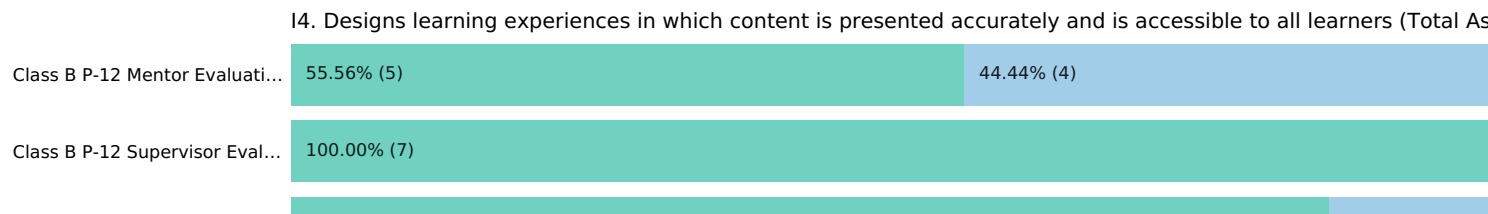

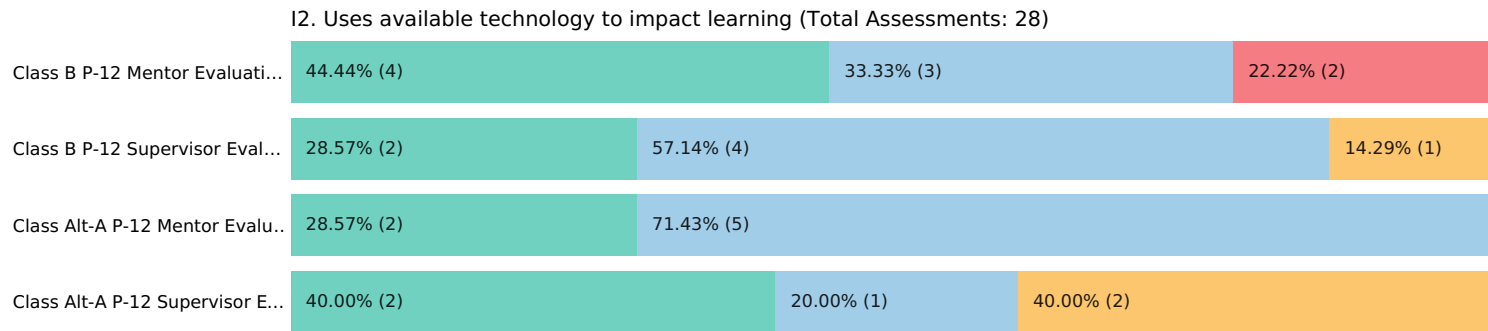
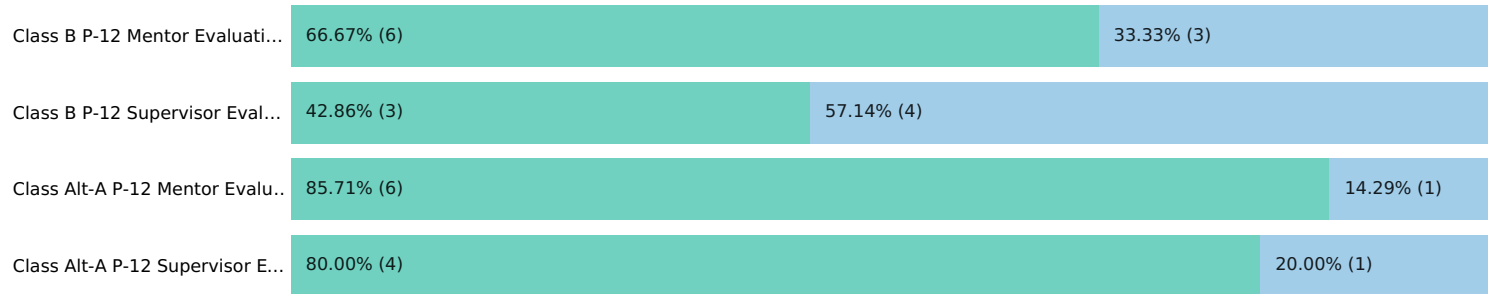
L2. Establishes and teaches clear guidelines for routines and appropriate expectations for learners' behavior (Total..)



L3. Facilitates learners' respectful collaboration (Total Assessments: 28)




Instruction I1. Adapts lessons to learners' responses (Total Assessments: 28)

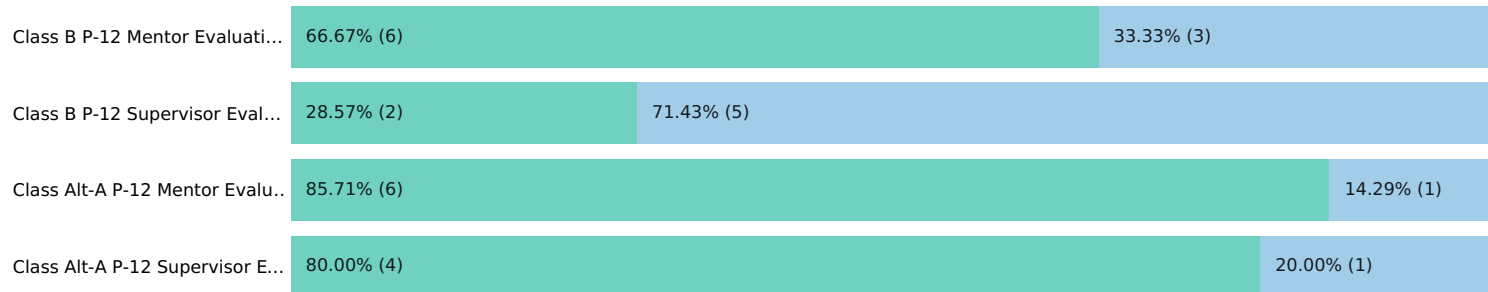




15. Creates learning experiences that include connection of concepts and strategically-designed experiences to app.



16. Allows learners to demonstrate knowledge in a variety of ways (Total Assessments: 28)

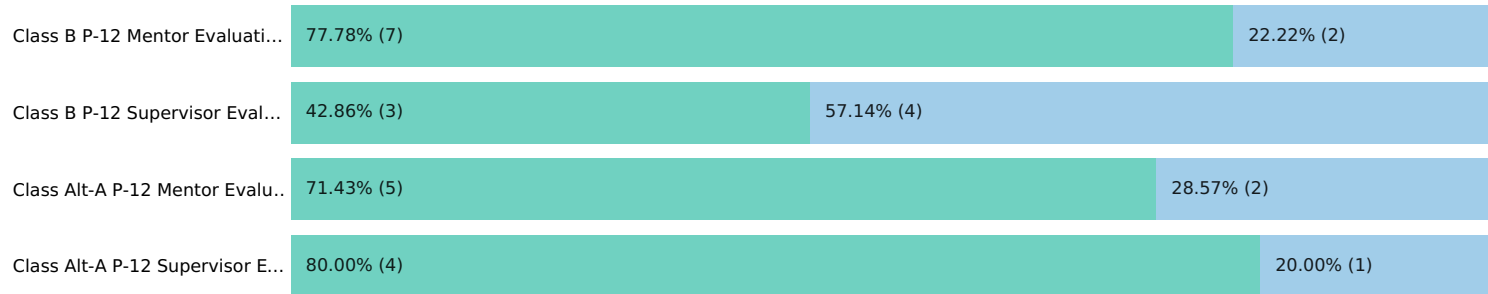


17. Paces lessons effectively with time for closure and learner processing (Total Assessments: 28)

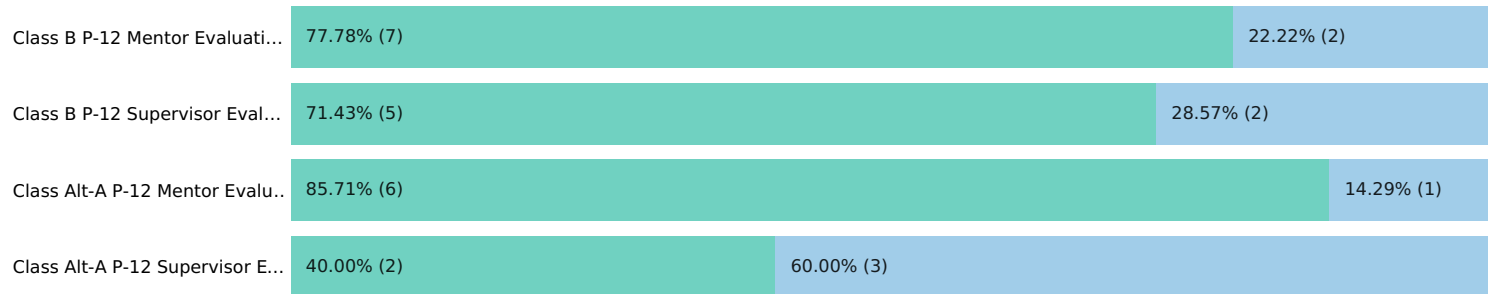


Assessment A1 Continuously monitors learning (Total Assessments: 28)

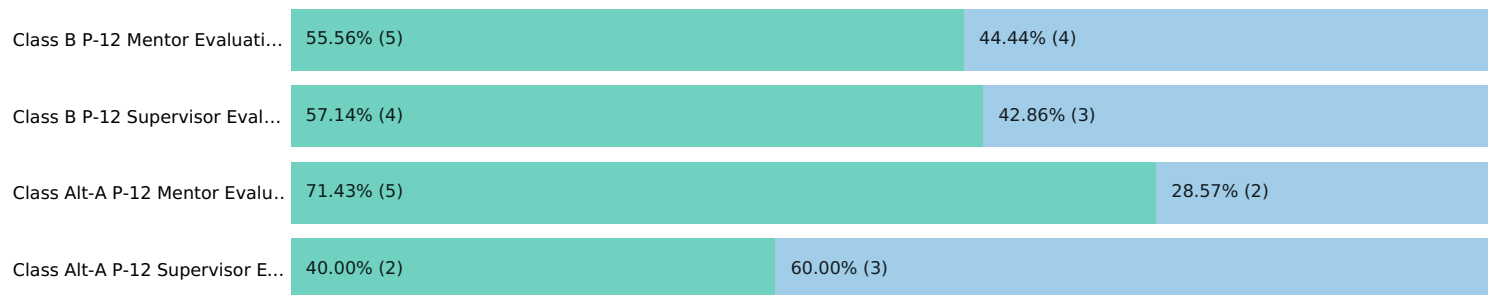
Assessment A1. Continuously monitors learning (Total Assessments: 20)




A2. Uses a range of appropriate formative assessments (Total Assessments: 28)



A3. Uses appropriate summative assessments (Total Assessments: 28)



A4. Examines performance data to understand each learner's progress and revise instruction (Total Assessments: 2)

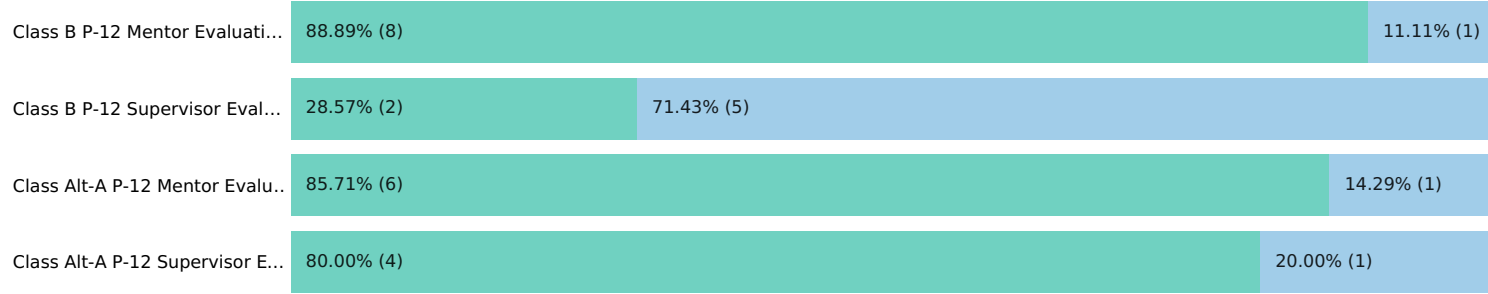




A5. Communicates assessment information regarding learners' progress to others in respectful, ethics and respons..



A6. Collaborates with other professionals to plan and facilitate learning (Total Assessments: 28)



Element	Query	Exemplary (Proficient Plus)	Proficient (Ready for independent practice)	Developing (Not yet ready for independent practice)	Unacceptable (Not ready for independent practice)	N/A	Mean	Stdev

Planning P1. Selects appropriate national and/or state standards InTASC 7 CAEP 1.1S:2	Class B P-12 Mentor Evaluation	55.56% (5)	44.44% (4)	0.00% (0)	0.00% (0)	0.00% (0)	3.56	0.53
	Class B P-12 Supervisor Evaluation	100.00% (7)	0.00% (0)	0.00% (0)	0.00% (0)	0.00% (0)	4.00	0
	Class Alt-A P-12 Mentor Evaluation	85.71% (6)	14.29% (1)	0.00% (0)	0.00% (0)	0.00% (0)	3.86	0.38
	Class Alt-A P-12 Supervisor Evaluation	100.00% (5)	0.00% (0)	0.00% (0)	0.00% (0)	0.00% (0)	4.00	0
P2. Writes objectives with measurable outcomes that indicate what learners will know and be able to do InTASC 7 CAEP 1.1S:2	Class B P-12 Mentor Evaluation	88.89% (8)	11.11% (1)	0.00% (0)	0.00% (0)	0.00% (0)	3.89	0.33
	Class B P-12 Supervisor Evaluation	100.00% (7)	0.00% (0)	0.00% (0)	0.00% (0)	0.00% (0)	4.00	0
	Class Alt-A P-12 Mentor Evaluation	71.43% (5)	28.57% (2)	0.00% (0)	0.00% (0)	0.00% (0)	3.71	0.49

	Class Alt-A P-12 Supervisor Evaluation	80.00% (4)	20.00% (1)	0.00% (0)	0.00% (0)	0.00% (0)	3.80	0.45
P3. Aligns objectives, instruction, and assessmentsS:2	Class B P-12 Mentor Evaluation	77.78% (7)	22.22% (2)	0.00% (0)	0.00% (0)	0.00% (0)	3.78	0.44
	Class B P-12 Supervisor Evaluation	100.00% (7)	0.00% (0)	0.00% (0)	0.00% (0)	0.00% (0)	4.00	0
	Class Alt-A P-12 Mentor Evaluation	57.14% (4)	42.86% (3)	0.00% (0)	0.00% (0)	0.00% (0)	3.57	0.53
	Class Alt-A P-12 Supervisor Evaluation	80.00% (4)	20.00% (1)	0.00% (0)	0.00% (0)	0.00% (0)	3.80	0.45
P4. Selects supports (strategies, learning experiences, resources, and materials) to accommodate individual learner's needs and groups of needsS:2	Class B P-12 Mentor Evaluation	88.89% (8)	11.11% (1)	0.00% (0)	0.00% (0)	0.00% (0)	3.89	0.33
	Class B P-12 Supervisor Evaluation	85.71% (6)	14.29% (1)	0.00% (0)	0.00% (0)	0.00% (0)	3.86	0.38
	Class Alt-A P-12 Mentor Evaluation	85.71% (6)	14.29% (1)	0.00% (0)	0.00% (0)	0.00% (0)	3.86	0.38

	Class Alt-A P-12 Supervisor Evaluation	80.00% (4)	20.00% (1)	0.00% (0)	0.00% (0)	0.00% (0)	3.80	0.45
P5. Understands how learners grow and developS:2	Class B P-12 Mentor Evaluation	66.67% (6)	33.33% (3)	0.00% (0)	0.00% (0)	0.00% (0)	3.67	0.50
	Class B P-12 Supervisor Evaluation	28.57% (2)	71.43% (5)	0.00% (0)	0.00% (0)	0.00% (0)	3.29	0.49
	Class Alt-A P-12 Mentor Evaluation	71.43% (5)	28.57% (2)	0.00% (0)	0.00% (0)	0.00% (0)	3.71	0.49
	Class Alt-A P-12 Supervisor Evaluation	40.00% (2)	60.00% (3)	0.00% (0)	0.00% (0)	0.00% (0)	3.40	0.55
P6. Sequences the learning experiences so that they build on each other to support learning of the essential content S:2	Class B P-12 Mentor Evaluation	55.56% (5)	44.44% (4)	0.00% (0)	0.00% (0)	0.00% (0)	3.56	0.53
	Class B P-12 Supervisor Evaluation	85.71% (6)	14.29% (1)	0.00% (0)	0.00% (0)	0.00% (0)	3.86	0.38
	Class Alt-A P-12 Mentor Evaluation	57.14% (4)	42.86% (3)	0.00% (0)	0.00% (0)	0.00% (0)	3.57	0.53
	Class Alt-A P-12 Supervisor Evaluation	80.00% (4)	20.00% (1)	0.00% (0)	0.00% (0)	0.00% (0)	3.80	0.45

P7. Justifies the selected learning experiencesS:2	Class B P-12 Mentor Evaluation	77.78% (7)	22.22% (2)	0.00% (0)	0.00% (0)	0.00% (0)	3.78	0.44
	Class B P-12 Supervisor Evaluation	100.00% (7)	0.00% (0)	0.00% (0)	0.00% (0)	0.00% (0)	4.00	0
	Class Alt-A P-12 Mentor Evaluation	85.71% (6)	14.29% (1)	0.00% (0)	0.00% (0)	0.00% (0)	3.86	0.38
	Class Alt-A P-12 Supervisor Evaluation	80.00% (4)	20.00% (1)	0.00% (0)	0.00% (0)	0.00% (0)	3.80	0.45
P8. Accurately represents important content conceptsS:2	Class B P-12 Mentor Evaluation	88.89% (8)	11.11% (1)	0.00% (0)	0.00% (0)	0.00% (0)	3.89	0.33
	Class B P-12 Supervisor Evaluation	100.00% (7)	0.00% (0)	0.00% (0)	0.00% (0)	0.00% (0)	4.00	0
	Class Alt-A P-12 Mentor Evaluation	85.71% (6)	14.29% (1)	0.00% (0)	0.00% (0)	0.00% (0)	3.86	0.38
	Class Alt-A P-12 Supervisor Evaluation	60.00% (3)	40.00% (2)	0.00% (0)	0.00% (0)	0.00% (0)	3.60	0.55
Learning Environment L1. Communicates high expectations for all learnersS:2	Class B P-12 Mentor Evaluation	66.67% (6)	33.33% (3)	0.00% (0)	0.00% (0)	0.00% (0)	3.67	0.50

	Class B P-12 Supervisor Evaluation	57.14% (4)	42.86% (3)	0.00% (0)	0.00% (0)	0.00% (0)	3.57	0.53
	Class Alt-A P-12 Mentor Evaluation	71.43% (5)	28.57% (2)	0.00% (0)	0.00% (0)	0.00% (0)	3.71	0.49
	Class Alt-A P-12 Supervisor Evaluation	60.00% (3)	40.00% (2)	0.00% (0)	0.00% (0)	0.00% (0)	3.60	0.55
L2. Establishes and teaches clear guidelines for routines and appropriate expectations for learners' behaviorS:2	Class B P-12 Mentor Evaluation	88.89% (8)	11.11% (1)	0.00% (0)	0.00% (0)	0.00% (0)	3.89	0.33
	Class B P-12 Supervisor Evaluation	71.43% (5)	28.57% (2)	0.00% (0)	0.00% (0)	0.00% (0)	3.71	0.49
	Class Alt-A P-12 Mentor Evaluation	57.14% (4)	42.86% (3)	0.00% (0)	0.00% (0)	0.00% (0)	3.57	0.53
	Class Alt-A P-12 Supervisor Evaluation	60.00% (3)	40.00% (2)	0.00% (0)	0.00% (0)	0.00% (0)	3.60	0.55
L3. Facilitates learners' respectful collaboration S:2	Class B P-12 Mentor Evaluation	88.89% (8)	11.11% (1)	0.00% (0)	0.00% (0)	0.00% (0)	3.89	0.33
	Class B P-12 Supervisor Evaluation	100.00% (7)	0.00% (0)	0.00% (0)	0.00% (0)	0.00% (0)	4.00	0

	Class Alt-A P-12 Mentor Evaluation	57.14% (4)	42.86% (3)	0.00% (0)	0.00% (0)	0.00% (0)	3.57	0.53
	Class Alt-A P-12 Supervisor Evaluation	100.00% (5)	0.00% (0)	0.00% (0)	0.00% (0)	0.00% (0)	4.00	0
Instruction I1. Adapts lessons to learners' responsesS:2	Class B P-12 Mentor Evaluation	66.67% (6)	33.33% (3)	0.00% (0)	0.00% (0)	0.00% (0)	3.67	0.50
	Class B P-12 Supervisor Evaluation	42.86% (3)	57.14% (4)	0.00% (0)	0.00% (0)	0.00% (0)	3.43	0.53
	Class Alt-A P-12 Mentor Evaluation	85.71% (6)	14.29% (1)	0.00% (0)	0.00% (0)	0.00% (0)	3.86	0.38
	Class Alt-A P-12 Supervisor Evaluation	80.00% (4)	20.00% (1)	0.00% (0)	0.00% (0)	0.00% (0)	3.80	0.45
I2. Uses available technology to impact learningS:3	Class B P-12 Mentor Evaluation	44.44% (4)	33.33% (3)	0.00% (0)	0.00% (0)	22.22% (2)	3.57	0.53
	Class B P-12 Supervisor Evaluation	28.57% (2)	57.14% (4)	14.29% (1)	0.00% (0)	0.00% (0)	3.14	0.69
	Class Alt-A P-12 Mentor Evaluation	28.57% (2)	71.43% (5)	0.00% (0)	0.00% (0)	0.00% (0)	3.29	0.49

	Class Alt-A P-12 Supervisor Evaluation	40.00% (2)	20.00% (1)	40.00% (2)	0.00% (0)	0.00% (0)	3.00	1.00
I3. Engages learners using a range of questions, including higher order questionsS:2	Class B P-12 Mentor Evaluation	55.56% (5)	44.44% (4)	0.00% (0)	0.00% (0)	0.00% (0)	3.56	0.53
	Class B P-12 Supervisor Evaluation	57.14% (4)	42.86% (3)	0.00% (0)	0.00% (0)	0.00% (0)	3.57	0.53
	Class Alt-A P-12 Mentor Evaluation	85.71% (6)	14.29% (1)	0.00% (0)	0.00% (0)	0.00% (0)	3.86	0.38
	Class Alt-A P-12 Supervisor Evaluation	80.00% (4)	20.00% (1)	0.00% (0)	0.00% (0)	0.00% (0)	3.80	0.45
I4. Designs learning experiences in which content is presented accurately and is accessible to all learnersS:2	Class B P-12 Mentor Evaluation	55.56% (5)	44.44% (4)	0.00% (0)	0.00% (0)	0.00% (0)	3.56	0.53
	Class B P-12 Supervisor Evaluation	100.00% (7)	0.00% (0)	0.00% (0)	0.00% (0)	0.00% (0)	4.00	0
	Class Alt-A P-12 Mentor Evaluation	85.71% (6)	14.29% (1)	0.00% (0)	0.00% (0)	0.00% (0)	3.86	0.38

	Class Alt-A P-12 Supervisor Evaluation	80.00% (4)	20.00% (1)	0.00% (0)	0.00% (0)	0.00% (0)	3.80	0.45
I5. Creates learning experiences that include connection of concepts and strategically-designed experiences to apply content knowledgeS:2	Class B P-12 Mentor Evaluation	77.78% (7)	22.22% (2)	0.00% (0)	0.00% (0)	0.00% (0)	3.78	0.44
	Class B P-12 Supervisor Evaluation	100.00% (7)	0.00% (0)	0.00% (0)	0.00% (0)	0.00% (0)	4.00	0
	Class Alt-A P-12 Mentor Evaluation	71.43% (5)	28.57% (2)	0.00% (0)	0.00% (0)	0.00% (0)	3.71	0.49
	Class Alt-A P-12 Supervisor Evaluation	80.00% (4)	20.00% (1)	0.00% (0)	0.00% (0)	0.00% (0)	3.80	0.45
I6. Allows learners to demonstrate knowledge in a variety of waysS:2	Class B P-12 Mentor Evaluation	66.67% (6)	33.33% (3)	0.00% (0)	0.00% (0)	0.00% (0)	3.67	0.50
	Class B P-12 Supervisor Evaluation	28.57% (2)	71.43% (5)	0.00% (0)	0.00% (0)	0.00% (0)	3.29	0.49

	Class Alt-A P-12 Mentor Evaluation	85.71% (6)	14.29% (1)	0.00% (0)	0.00% (0)	0.00% (0)	3.86	0.38
	Class Alt-A P-12 Supervisor Evaluation	80.00% (4)	20.00% (1)	0.00% (0)	0.00% (0)	0.00% (0)	3.80	0.45
17. Paces lessons effectively with time for closure and learner processingS:2	Class B P-12 Mentor Evaluation	66.67% (6)	33.33% (3)	0.00% (0)	0.00% (0)	0.00% (0)	3.67	0.50
	Class B P-12 Supervisor Evaluation	57.14% (4)	42.86% (3)	0.00% (0)	0.00% (0)	0.00% (0)	3.57	0.53
	Class Alt-A P-12 Mentor Evaluation	85.71% (6)	14.29% (1)	0.00% (0)	0.00% (0)	0.00% (0)	3.86	0.38
	Class Alt-A P-12 Supervisor Evaluation	80.00% (4)	20.00% (1)	0.00% (0)	0.00% (0)	0.00% (0)	3.80	0.45
Assessment A1. Continuously monitors learningS:2	Class B P-12 Mentor Evaluation	77.78% (7)	22.22% (2)	0.00% (0)	0.00% (0)	0.00% (0)	3.78	0.44
	Class B P-12 Supervisor Evaluation	42.86% (3)	57.14% (4)	0.00% (0)	0.00% (0)	0.00% (0)	3.43	0.53
	Class Alt-A P-12 Mentor Evaluation	71.43% (5)	28.57% (2)	0.00% (0)	0.00% (0)	0.00% (0)	3.71	0.49

	Class Alt-A P-12 Supervisor Evaluation	80.00% (4)	20.00% (1)	0.00% (0)	0.00% (0)	0.00% (0)	3.80	0.45
A2. Uses a range of appropriate formative assessmentsS:2	Class B P-12 Mentor Evaluation	77.78% (7)	22.22% (2)	0.00% (0)	0.00% (0)	0.00% (0)	3.78	0.44
	Class B P-12 Supervisor Evaluation	71.43% (5)	28.57% (2)	0.00% (0)	0.00% (0)	0.00% (0)	3.71	0.49
	Class Alt-A P-12 Mentor Evaluation	85.71% (6)	14.29% (1)	0.00% (0)	0.00% (0)	0.00% (0)	3.86	0.38
	Class Alt-A P-12 Supervisor Evaluation	40.00% (2)	60.00% (3)	0.00% (0)	0.00% (0)	0.00% (0)	3.40	0.55
A3. Uses appropriate summative assessmentsS:2	Class B P-12 Mentor Evaluation	55.56% (5)	44.44% (4)	0.00% (0)	0.00% (0)	0.00% (0)	3.56	0.53
	Class B P-12 Supervisor Evaluation	57.14% (4)	42.86% (3)	0.00% (0)	0.00% (0)	0.00% (0)	3.57	0.53
	Class Alt-A P-12 Mentor Evaluation	71.43% (5)	28.57% (2)	0.00% (0)	0.00% (0)	0.00% (0)	3.71	0.49
	Class Alt-A P-12 Supervisor Evaluation	40.00% (2)	60.00% (3)	0.00% (0)	0.00% (0)	0.00% (0)	3.40	0.55

A4. Examines performance data to understand each learner's progress and revise instructionS:2	Class B P-12 Mentor Evaluation	44.44% (4)	55.56% (5)	0.00% (0)	0.00% (0)	0.00% (0)	3.44	0.53
	Class B P-12 Supervisor Evaluation	28.57% (2)	71.43% (5)	0.00% (0)	0.00% (0)	0.00% (0)	3.29	0.49
	Class Alt-A P-12 Mentor Evaluation	85.71% (6)	14.29% (1)	0.00% (0)	0.00% (0)	0.00% (0)	3.86	0.38
	Class Alt-A P-12 Supervisor Evaluation	60.00% (3)	40.00% (2)	0.00% (0)	0.00% (0)	0.00% (0)	3.60	0.55
A5. Communicates assessment information regarding learners' progress to others in respectful, ethics and responsive waysS:2	Class B P-12 Mentor Evaluation	88.89% (8)	11.11% (1)	0.00% (0)	0.00% (0)	0.00% (0)	3.89	0.33
	Class B P-12 Supervisor Evaluation	85.71% (6)	14.29% (1)	0.00% (0)	0.00% (0)	0.00% (0)	3.86	0.38
	Class Alt-A P-12 Mentor Evaluation	85.71% (6)	14.29% (1)	0.00% (0)	0.00% (0)	0.00% (0)	3.86	0.38

	Class Alt-A P-12 Supervisor Evaluation	80.00% (4)	20.00% (1)	0.00% (0)	0.00% (0)	0.00% (0)	3.80	0.45
A6. Collaborates with other professionals to plan and facilitate learningS:2	Class B P-12 Mentor Evaluation	88.89% (8)	11.11% (1)	0.00% (0)	0.00% (0)	0.00% (0)	3.89	0.33
	Class B P-12 Supervisor Evaluation	28.57% (2)	71.43% (5)	0.00% (0)	0.00% (0)	0.00% (0)	3.29	0.49
	Class Alt-A P-12 Mentor Evaluation	85.71% (6)	14.29% (1)	0.00% (0)	0.00% (0)	0.00% (0)	3.86	0.38
	Class Alt-A P-12 Supervisor Evaluation	80.00% (4)	20.00% (1)	0.00% (0)	0.00% (0)	0.00% (0)	3.80	0.45

Total Rubric Score

Rubric assessments with one or more elements marked with N/A are not included in the total rubric score calculations.

Query	Number of Assessments	Mean	Stdev
Class B P-12 Mentor Evaluation	7	3.72	0.14
Class B P-12 Supervisor Evaluation	7	3.69	0.29
Class Alt-A P-12 Mentor Evaluation	7	3.75	0.15
Class Alt-A P-12 Supervisor Evaluation	5	3.70	0.22

Teacher Candidate Summative Evaluation Rubric (October 2020)

Set Title:	CAEP-2022 - CAEP Initial Level Standards 2022
Standard Title:	Standard R1.1
Standard Identifier:	CAEP-2022 R1.1
Standard Description:	The Learner and Learning - The provider ensures candidates are able to apply their knowledge of the learner and learning at the appropriate progression levels. Evidence provided should demonstrate that candidates are able to apply critical concepts and principles of learner development (InTASC Standard 1), learning differences (InTASC Standard 2), and creating safe and supportive learning environments (InTASC Standard 3) in order to work effectively with diverse P-12 students and their families.
Mapped to:	Planning P1. Selects appropriate national and/or state standards InTASC 7 CAEP 1.1 / P2. Writes objectives with measurable outcomes that indicate what learners will know and be able to do InTASC 7 CAEP 1.1 / P3. Aligns objectives, instruction, and assessments / P4. Selects supports (strategies, learning experiences, resources, and materials) to accommodate individual learner's needs and groups of needs / P5. Understands how learners grow and develop / P6. Sequences the learning experiences so that they build on each other to support learning of the essential content / P7. Justifies the selected learning experiences / P8. Accurately represents important content concepts / Learning Environment L1. Communicates high expectations for all learners / L2. Establishes and teaches clear guidelines for routines and appropriate expectations for learners' behavior / L3. Facilitates learners' respectful collaboration / Instruction I1. Adapts lessons to learners' responses / I2. Uses available technology to impact learning / I3. Engages learners using a range of questions, including higher order questions / I4. Designs learning experiences in which content is presented accurately and is accessible to all learners / I5. Creates learning experiences that include connection of concepts and strategically-designed experiences to apply content knowledge / I6. Allows learners to demonstrate knowledge in a variety of ways / I7. Paces lessons effectively with time for closure and learner processing / Assessment A1. Continuously monitors learning / A2. Uses a range of appropriate formative assessments / A3. Uses appropriate summative assessments / A4. Examines performance data to understand each learner's progress and revise instruction / A5. Communicates assessment information regarding learners' progress to others in respectful, ethics and responsive ways / A6. Collaborates with other professionals to plan and facilitate learning

Set Title: INTASC-2011 - InTASC Model Core Teaching Standards 2011

Standard Title: Standard 1

Standard Identifier: INTASC-2011 1

Standard Description: Learner Development - The teacher understands how learners grow and develop, recognizing that patterns of learning and development vary individually within and across the cognitive, linguistic, social, emotional, and physical areas, and designs and implements developmentally appropriate and challenging learning experiences.

Mapped to: P5. Understands how learners grow and develop

Set Title: INTASC-2011 - InTASC Model Core Teaching Standards 2011

Standard Title: Standard 2

Standard Identifier: INTASC-2011 2

Standard Description: Learning Differences - The teacher uses understanding of individual differences and diverse cultures and communities to ensure inclusive learning environments that enable each learner to meet high standards.

Mapped to: P4. Selects supports (strategies, learning experiences, resources, and materials) to accommodate individual learner's needs and groups of needs

Set Title: INTASC-2011 - InTASC Model Core Teaching Standards 2011

Standard Title: Standard 3

Standard Identifier: INTASC-2011 3

Standard Description: Learning Environments - The teacher works with others to create environments that support individual and collaborative learning, and that encourage positive social interaction, active engagement in learning, and self motivation.

Mapped to: Learning Environment L1. Communicates high expectations for all learners / L2. Establishes and teaches clear guidelines for routines and appropriate expectations for learners' behavior / L3. Facilitates learners' respectful collaboration

Set Title: INTASC-2011 - InTASC Model Core Teaching Standards 2011

Standard Title: Standard 4

Standard Identifier: INTASC-2011 4

Standard Description: Content Knowledge - The teacher understands the central concepts, tools of inquiry, and structures of the discipline(s) he or she teaches and creates learning experiences that make these aspects of the discipline accessible and meaningful for learners to assure mastery of the content.

Mapped to: P8. Accurately represents important content concepts / I4. Designs learning experiences in which content is presented accurately and is accessible to all learners

Set Title: INTASC-2011 - InTASC Model Core Teaching Standards 2011

Standard Title: Standard 5

Standard Identifier: INTASC-2011 5

Standard Description: Application of Content - The teacher understands how to connect concepts and use differing perspectives to engage learners in critical thinking, creativity, and collaborative problem solving related to authentic local and global issues.

Mapped to: I3. Engages learners using a range of questions, including higher order questions / I5. Creates learning experiences that include connection of concepts and strategically-designed experiences to apply content knowledge

Set Title: INTASC-2011 - InTASC Model Core Teaching Standards 2011

Standard Title: Standard 6

Standard Identifier: INTASC-2011 6

Standard Description: Assessment - The teacher understands and uses multiple methods of assessment to engage learners in their own growth, to monitor learner progress, and to guide the teacher's and learner's decision making.

Mapped to: Instruction I1. Adapts lessons to learners' responses / I6. Allows learners to demonstrate knowledge in a variety of ways / Assessment A1. Continuously monitors learning / A2. Uses a range of appropriate formative assessments / A3. Uses appropriate summative assessments / A4. Examines performance data to understand each learner's progress and revise instruction / A5. Communicates assessment information regarding learners' progress to others in respectful, ethics and responsive ways / A6. Collaborates with other professionals to plan and facilitate learning

Set Title: INTASC-2011 - InTASC Model Core Teaching Standards 2011

Standard Title: Standard 7

Standard Identifier: INTASC-2011 7

Standard Description: Planning for Instruction - The teacher plans instruction that supports every student in meeting rigorous learning goals by drawing upon knowledge of content areas, curriculum, cross-disciplinary skills, and pedagogy, as well as knowledge of learners and the community context.

Mapped to: Planning P1. Selects appropriate national and/or state standards InTASC 7 CAEP 1.1 / P2. Writes objectives with measurable outcomes that indicate what learners will know and be able to do InTASC 7 CAEP 1.1 / P3. Aligns objectives, instruction, and assessments / P6. Sequences the learning experiences so that they build on each other to support learning of the essential content / P7. Justifies the selected learning experiences

Set Title: INTASC-2011 - InTASC Model Core Teaching Standards 2011

Standard Title: Standard 8

Standard Identifier: INTASC-2011 8

Standard Description: Instructional Strategies - The teacher understands and uses a variety of instructional strategies to encourage learners to develop deep understanding of content areas and their connections, and to build skills to apply knowledge in meaningful ways.

Mapped to: I2. Uses available technology to impact learning / I7. Paces lessons effectively with time for closure and learner processing

Set Title: ISTE - ISTE Standards for Educators

Standard Title: Standard 2.6

Standard Identifier: ISTE 2.6

Standard Description: Facilitator - Educators facilitate learning with technology to support student achievement of the ISTE Standards for Students.

Mapped to: I2. Uses available technology to impact learning

Summative Evaluation Rubric (October 2020)

Query Name: Class B P-12 Mentor Evaluation
Parameters Applied: Term: Spring 2025 12/16/2024~05/07/2025
Organization information:
Courses: ED484 - Multilevel Student Internship / Templates: Internship Summative Evaluation (Mentor)

Query Name: Class B P-12 Supervisor Evaluation
Parameters Applied: Term: Spring 2025 12/16/2024~05/07/2025
Organization information:
Courses: ED484 - Multilevel Student Internship / Templates: Internship Summative Evaluation (Supervisor)

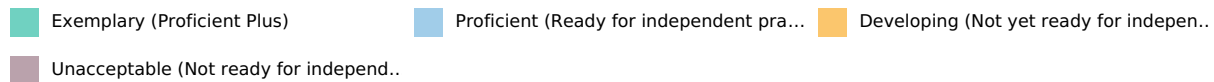
Query Name: Class Alt-A P-12 Mentor Evaluation
Parameters Applied: Term: Spring 2025 12/16/2024~05/07/2025
Organization information:
Courses: ED584 - Internship Grades P-12 / Templates: Internship Summative Evaluation (Mentor)

Query Name: Class Alt-A P-12 Supervisor Evaluation
Parameters Applied: Term: Spring 2025 12/16/2024~05/07/2025
Organization information:
Courses: ED584 - Internship Grades P-12 / Templates: Internship Summative Evaluation (Supervisor)

Summative Evaluation Rubric (October 2020)

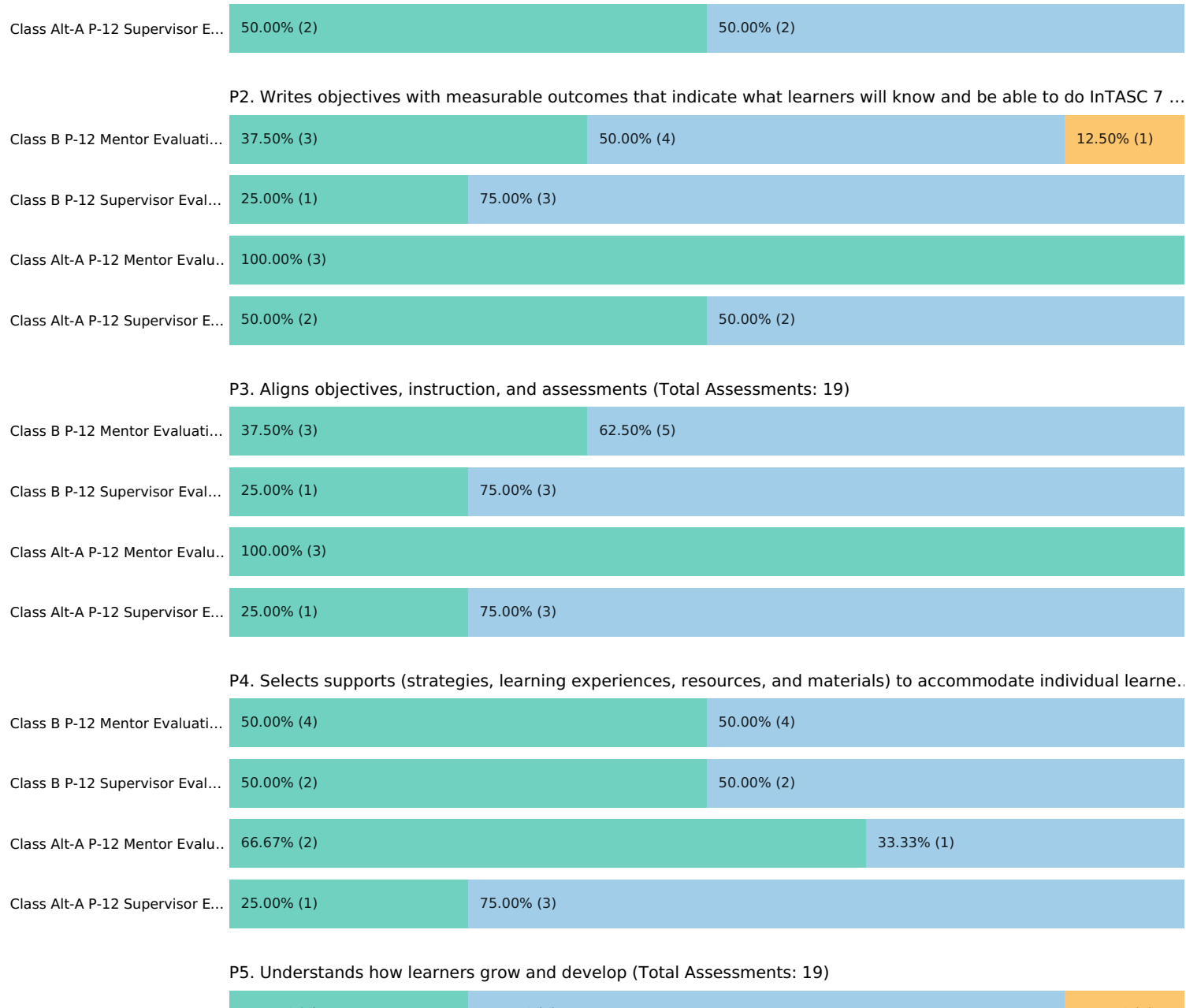
Group by:	Element
Element:	Planning P1. Selects appropriate national and/or state standards InTASC 7 CAEP 1.1 / P2. Writes objectives with measurable outcomes that indicate what learners will know and be able to do InTASC 7 CAEP 1.1 / P3. Aligns objectives, instruction, and assessments / P4. Selects supports (strategies, learning experiences, resources, and materials) to accommodate individual learner’s needs and groups of needs / P5. Understands how learners grow and develop / P6. Sequences the learning experiences so that they build on each other to support learning of the essential content / P7. Justifies the selected learning experiences / P8. Accurately represents important content concepts / Learning Environment L1. Communicates high expectations for all learners / L2. Establishes and teaches clear guidelines for routines and appropriate expectations for learners’ behavior / L3. Facilitates learners’ respectful collaboration / Instruction I1. Adapts lessons to learners’ responses / I2. Uses available technology to impact learning / I3. Engages learners using a range of questions, including higher order questions / I4. Designs learning experiences in which content is presented accurately and is accessible to all learners/ I5. Creates learning experiences that include connection of concepts and strategically-designed experiences to apply content knowledge / I6. Allows learners to demonstrate knowledge in a variety of ways / I7. Paces lessons effectively with time for closure and learner processing / Assessment A1. Continuously monitors learning / A2. Uses a range of appropriate formative assessments / A3. Uses appropriate summative assessments / A4. Examines performance data to understand each learner’s progress and revise instruction / A5. Communicates assessment information regarding learners’ progress to others in respectful, ethics and responsive ways / A6. Collaborates with other professionals to plan and facilitate learning
Performance Level:	Exemplary (Proficient Plus) / Proficient (Ready for independent practice) / Developing (Not yet ready for independent practice) / Unacceptable (Not ready for independent practice)
Standard:	Standard R1.1 / Standard 7 / Standard 3 / Standard 4 / Standard 6 / Standard 2 / Standard 8 / Standard 1 / Standard 5 / Standard 2.6

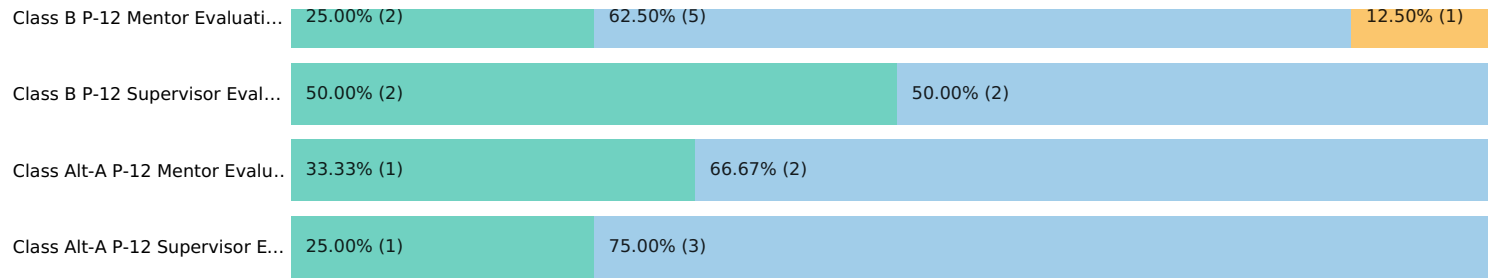
Rubric Results by Element



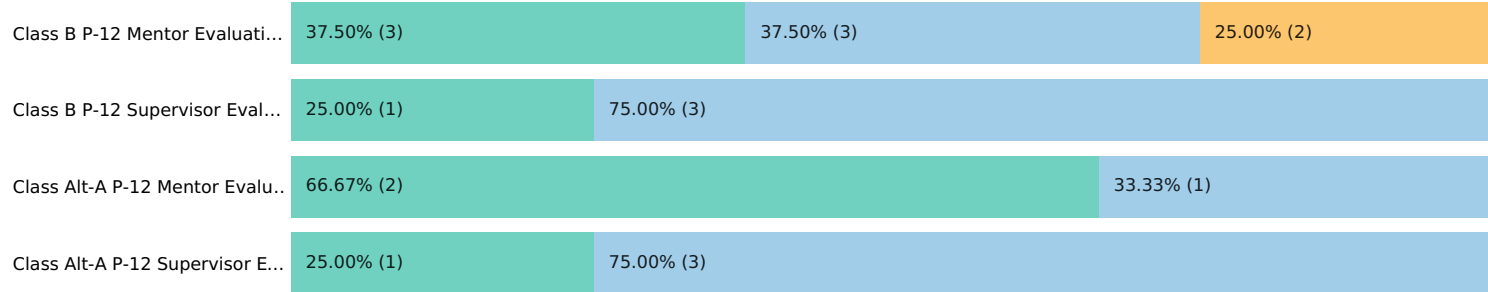
Planning P1. Selects appropriate national and/or state standards InTASC 7 CAEP 1.1 (Total Assessments: 19)








P6. Sequences the learning experiences so that they build on each other to support learning of the essential conten.



P7. Justifies the selected learning experiences (Total Assessments: 19)



P8. Accurately represents important content concepts (Total Assessments: 19)





Learning Environment L1. Communicates high expectations for all learners (Total Assessments: 19)



L2. Establishes and teaches clear guidelines for routines and appropriate expectations for learners' behavior (Total..



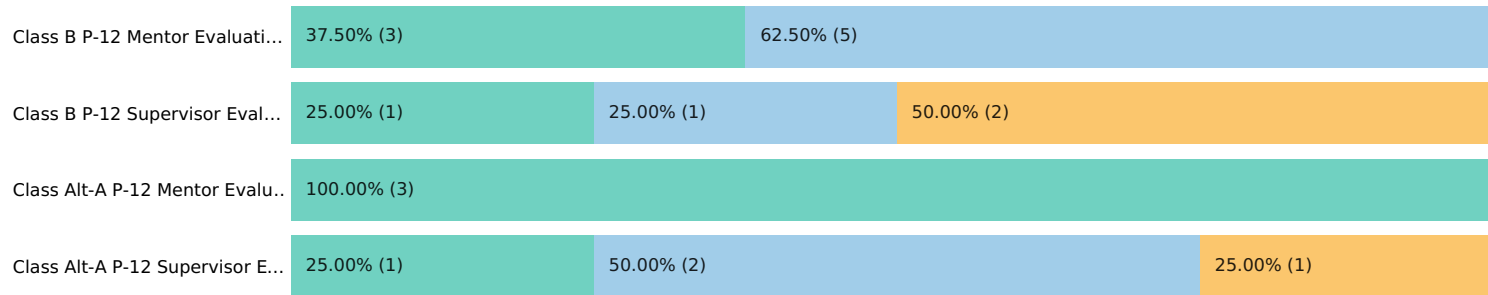
L3. Facilitates learners' respectful collaboration (Total Assessments: 19)



Instruction I1. Adapts lessons to learners' responses (Total Assessments: 19)



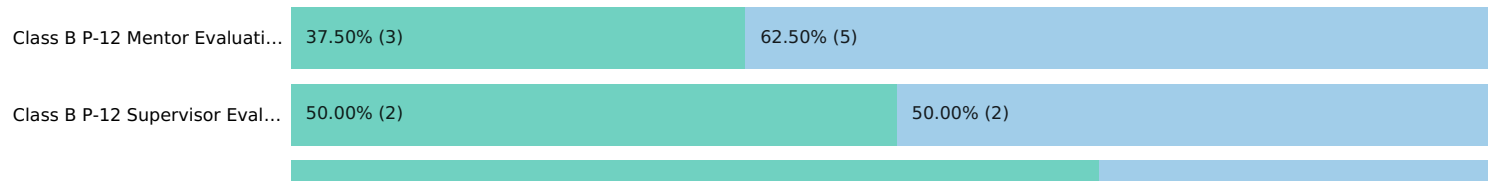
12. Uses available technology to impact learning (Total Assessments: 19)




13. Engages learners using a range of questions, including higher order questions (Total Assessments: 19)

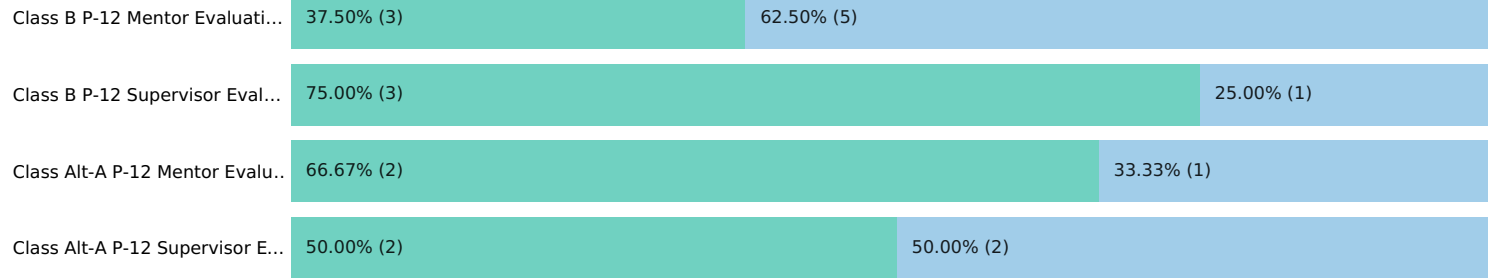


14. Designs learning experiences in which content is presented accurately and is accessible to all learners (Total As..)

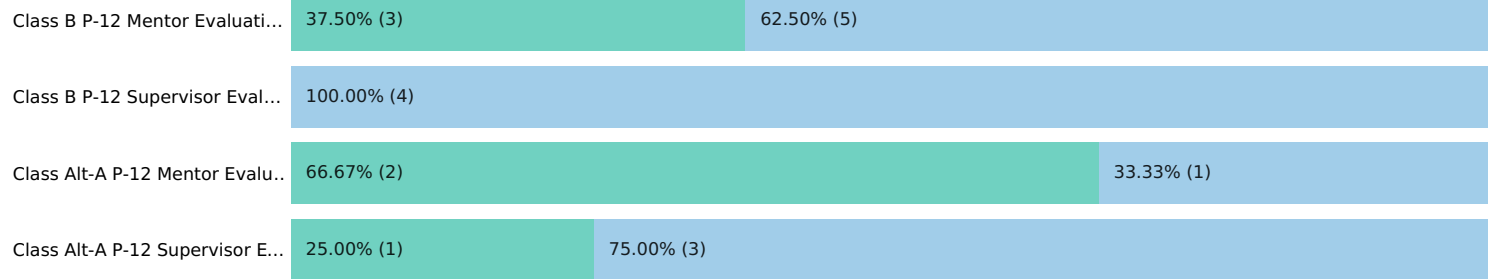




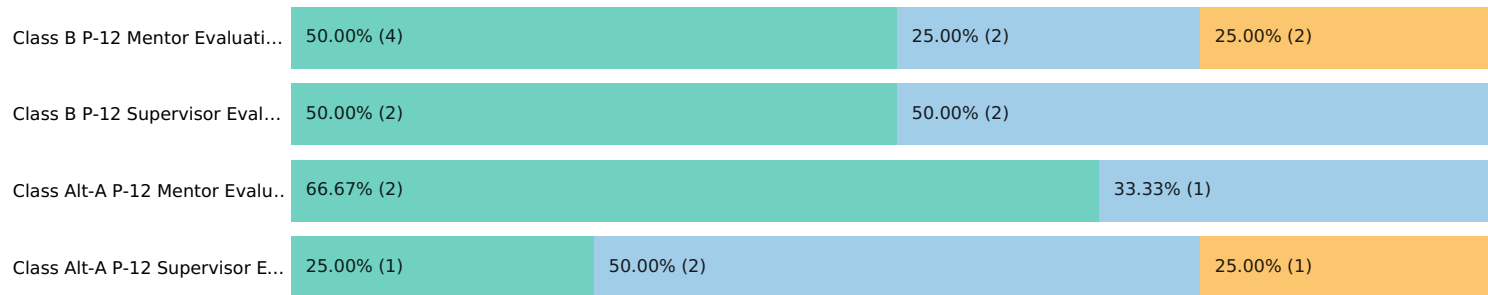
15. Creates learning experiences that include connection of concepts and strategically-designed experiences to app.



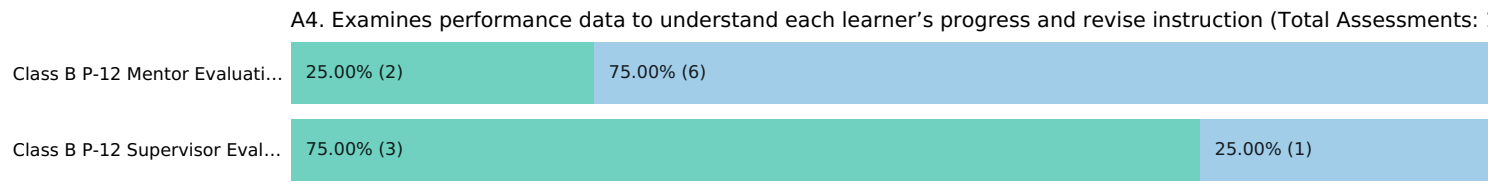
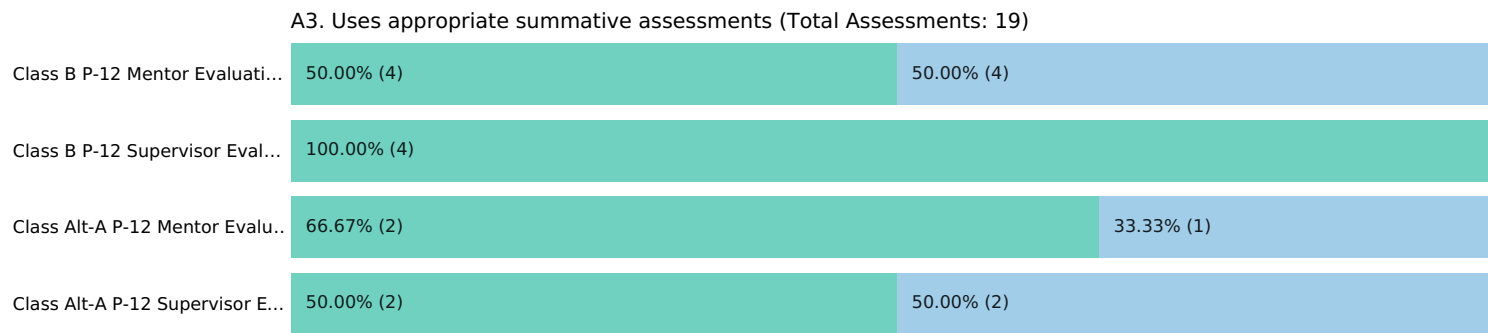
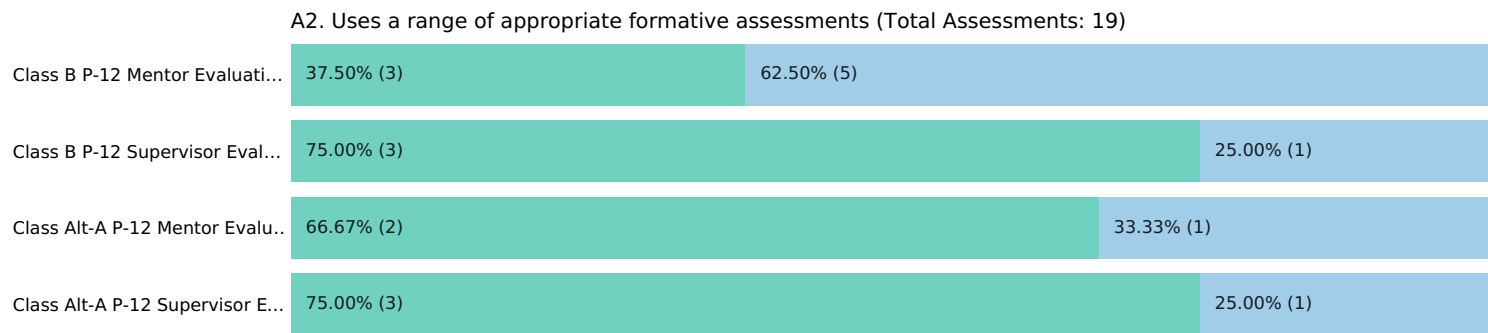
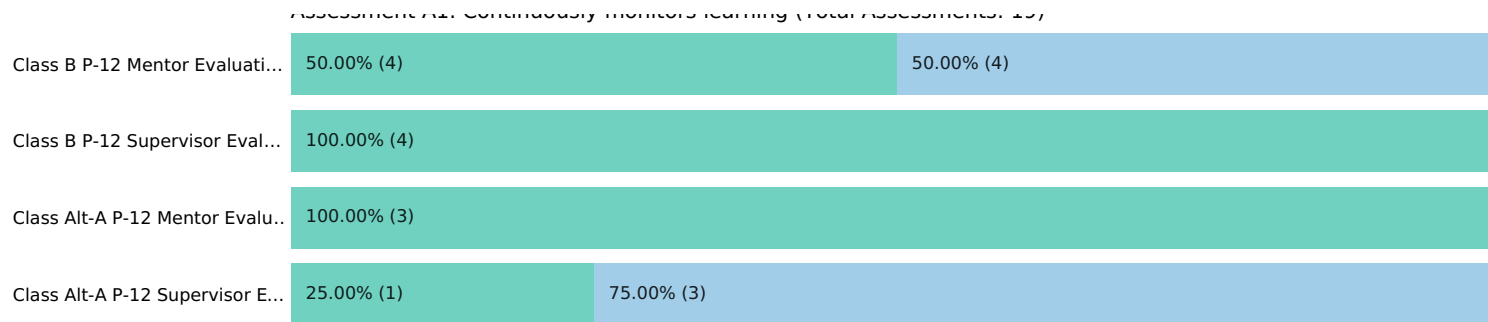
16. Allows learners to demonstrate knowledge in a variety of ways (Total Assessments: 19)



17. Paces lessons effectively with time for closure and learner processing (Total Assessments: 19)



Assessment A1 Continuously monitors learning (Total Assessments: 19)

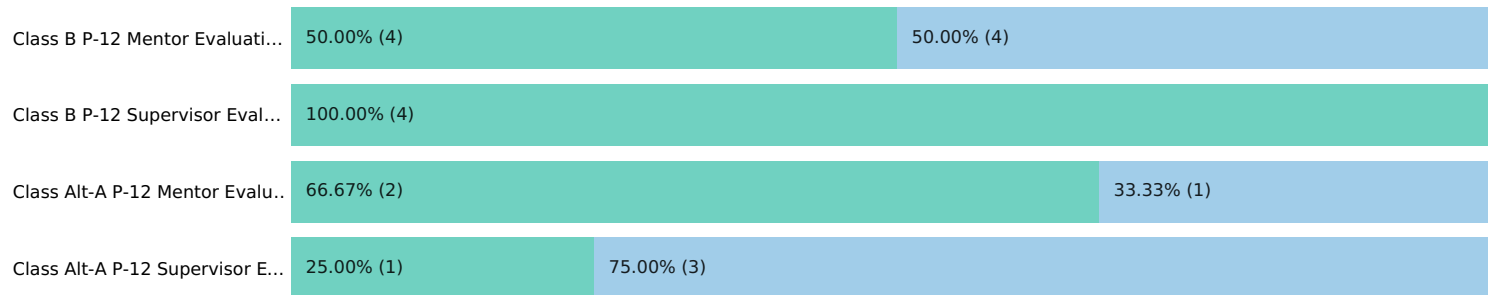




A5. Communicates assessment information regarding learners' progress to others in respectful, ethics and respons..



A6. Collaborates with other professionals to plan and facilitate learning (Total Assessments: 19)



Element	Query	Exemplary (Proficient Plus)	Proficient (Ready for independent practice)	Developing (Not yet ready for independent practice)	Unacceptable (Not ready for independent practice)	Mean	Stdev
---------	-------	-----------------------------	---	---	---	------	-------

Planning P1. Selects appropriate national and/or state standards InTASC 7 CAEP 1.1S:2	Class B P-12 Mentor Evaluation	50.00% (4)	37.50% (3)	12.50% (1)	0.00% (0)	3.38	0.74
	Class B P-12 Supervisor Evaluation	75.00% (3)	25.00% (1)	0.00% (0)	0.00% (0)	3.75	0.50
	Class Alt-A P-12 Mentor Evaluation	100.00% (3)	0.00% (0)	0.00% (0)	0.00% (0)	4.00	0
	Class Alt-A P-12 Supervisor Evaluation	50.00% (2)	50.00% (2)	0.00% (0)	0.00% (0)	3.50	0.58
P2. Writes objectives with measurable outcomes that indicate what learners will know and be able to do InTASC 7 CAEP 1.1S:2	Class B P-12 Mentor Evaluation	37.50% (3)	50.00% (4)	12.50% (1)	0.00% (0)	3.25	0.71
	Class B P-12 Supervisor Evaluation	25.00% (1)	75.00% (3)	0.00% (0)	0.00% (0)	3.25	0.50
	Class Alt-A P-12 Mentor Evaluation	100.00% (3)	0.00% (0)	0.00% (0)	0.00% (0)	4.00	0
	Class Alt-A P-12 Supervisor Evaluation	50.00% (2)	50.00% (2)	0.00% (0)	0.00% (0)	3.50	0.58

P3. Aligns objectives, instruction, and assessmentsS:2	Class B P-12 Mentor Evaluation	37.50% (3)	62.50% (5)	0.00% (0)	0.00% (0)	3.38	0.52
	Class B P-12 Supervisor Evaluation	25.00% (1)	75.00% (3)	0.00% (0)	0.00% (0)	3.25	0.50
	Class Alt-A P-12 Mentor Evaluation	100.00% (3)	0.00% (0)	0.00% (0)	0.00% (0)	4.00	0
	Class Alt-A P-12 Supervisor Evaluation	25.00% (1)	75.00% (3)	0.00% (0)	0.00% (0)	3.25	0.50
P4. Selects supports (strategies, learning experiences, resources, and materials) to accommodate individual learner's needs and groups of needsS:2	Class B P-12 Mentor Evaluation	50.00% (4)	50.00% (4)	0.00% (0)	0.00% (0)	3.50	0.53
	Class B P-12 Supervisor Evaluation	50.00% (2)	50.00% (2)	0.00% (0)	0.00% (0)	3.50	0.58
	Class Alt-A P-12 Mentor Evaluation	66.67% (2)	33.33% (1)	0.00% (0)	0.00% (0)	3.67	0.58
	Class Alt-A P-12 Supervisor Evaluation	25.00% (1)	75.00% (3)	0.00% (0)	0.00% (0)	3.25	0.50

P5. Understands how learners grow and developS:2	Class B P-12 Mentor Evaluation	25.00% (2)	62.50% (5)	12.50% (1)	0.00% (0)	3.13	0.64
	Class B P-12 Supervisor Evaluation	50.00% (2)	50.00% (2)	0.00% (0)	0.00% (0)	3.50	0.58
	Class Alt-A P-12 Mentor Evaluation	33.33% (1)	66.67% (2)	0.00% (0)	0.00% (0)	3.33	0.58
	Class Alt-A P-12 Supervisor Evaluation	25.00% (1)	75.00% (3)	0.00% (0)	0.00% (0)	3.25	0.50
P6. Sequences the learning experiences so that they build on each other to support learning of the essential content S:2	Class B P-12 Mentor Evaluation	37.50% (3)	37.50% (3)	25.00% (2)	0.00% (0)	3.13	0.83
	Class B P-12 Supervisor Evaluation	25.00% (1)	75.00% (3)	0.00% (0)	0.00% (0)	3.25	0.50
	Class Alt-A P-12 Mentor Evaluation	66.67% (2)	33.33% (1)	0.00% (0)	0.00% (0)	3.67	0.58
	Class Alt-A P-12 Supervisor Evaluation	25.00% (1)	75.00% (3)	0.00% (0)	0.00% (0)	3.25	0.50
P7. Justifies the selected learning experiencesS:2	Class B P-12 Mentor Evaluation	50.00% (4)	37.50% (3)	12.50% (1)	0.00% (0)	3.38	0.74

	Class B P-12 Supervisor Evaluation	25.00% (1)	75.00% (3)	0.00% (0)	0.00% (0)	3.25	0.50
	Class Alt-A P-12 Mentor Evaluation	33.33% (1)	66.67% (2)	0.00% (0)	0.00% (0)	3.33	0.58
	Class Alt-A P-12 Supervisor Evaluation	25.00% (1)	75.00% (3)	0.00% (0)	0.00% (0)	3.25	0.50
P8. Accurately represents important content conceptsS:2	Class B P-12 Mentor Evaluation	50.00% (4)	50.00% (4)	0.00% (0)	0.00% (0)	3.50	0.53
	Class B P-12 Supervisor Evaluation	50.00% (2)	50.00% (2)	0.00% (0)	0.00% (0)	3.50	0.58
	Class Alt-A P-12 Mentor Evaluation	66.67% (2)	33.33% (1)	0.00% (0)	0.00% (0)	3.67	0.58
	Class Alt-A P-12 Supervisor Evaluation	75.00% (3)	25.00% (1)	0.00% (0)	0.00% (0)	3.75	0.50
Learning Environment L1. Communicates high expectations for all learnersS:2	Class B P-12 Mentor Evaluation	50.00% (4)	25.00% (2)	25.00% (2)	0.00% (0)	3.25	0.89
	Class B P-12 Supervisor Evaluation	100.00% (4)	0.00% (0)	0.00% (0)	0.00% (0)	4.00	0
	Class Alt-A P-12 Mentor Evaluation	66.67% (2)	33.33% (1)	0.00% (0)	0.00% (0)	3.67	0.58

	Class Alt-A P-12 Supervisor Evaluation	25.00% (1)	75.00% (3)	0.00% (0)	0.00% (0)	3.25	0.50
L2. Establishes and teaches clear guidelines for routines and appropriate expectations for learners' behaviorS:2	Class B P-12 Mentor Evaluation	50.00% (4)	25.00% (2)	25.00% (2)	0.00% (0)	3.25	0.89
	Class B P-12 Supervisor Evaluation	100.00% (4)	0.00% (0)	0.00% (0)	0.00% (0)	4.00	0
	Class Alt-A P-12 Mentor Evaluation	66.67% (2)	33.33% (1)	0.00% (0)	0.00% (0)	3.67	0.58
	Class Alt-A P-12 Supervisor Evaluation	0.00% (0)	100.00% (4)	0.00% (0)	0.00% (0)	3.00	0
L3. Facilitates learners' respectful collaboration S:2	Class B P-12 Mentor Evaluation	50.00% (4)	25.00% (2)	25.00% (2)	0.00% (0)	3.25	0.89
	Class B P-12 Supervisor Evaluation	50.00% (2)	50.00% (2)	0.00% (0)	0.00% (0)	3.50	0.58
	Class Alt-A P-12 Mentor Evaluation	66.67% (2)	33.33% (1)	0.00% (0)	0.00% (0)	3.67	0.58
	Class Alt-A P-12 Supervisor Evaluation	50.00% (2)	25.00% (1)	25.00% (1)	0.00% (0)	3.25	0.96

Instruction I1. Adapts lessons to learners' responsesS:2	Class B P-12 Mentor Evaluation	50.00% (4)	50.00% (4)	0.00% (0)	0.00% (0)	3.50	0.53
	Class B P-12 Supervisor Evaluation	100.00% (4)	0.00% (0)	0.00% (0)	0.00% (0)	4.00	0
	Class Alt-A P-12 Mentor Evaluation	66.67% (2)	33.33% (1)	0.00% (0)	0.00% (0)	3.67	0.58
	Class Alt-A P-12 Supervisor Evaluation	0.00% (0)	100.00% (4)	0.00% (0)	0.00% (0)	3.00	0
I2. Uses available technology to impact learningS:3	Class B P-12 Mentor Evaluation	37.50% (3)	62.50% (5)	0.00% (0)	0.00% (0)	3.38	0.52
	Class B P-12 Supervisor Evaluation	25.00% (1)	25.00% (1)	50.00% (2)	0.00% (0)	2.75	0.96
	Class Alt-A P-12 Mentor Evaluation	100.00% (3)	0.00% (0)	0.00% (0)	0.00% (0)	4.00	0
	Class Alt-A P-12 Supervisor Evaluation	25.00% (1)	50.00% (2)	25.00% (1)	0.00% (0)	3.00	0.82
I3. Engages learners using a range of questions, including higher order questionsS:2	Class B P-12 Mentor Evaluation	50.00% (4)	37.50% (3)	12.50% (1)	0.00% (0)	3.38	0.74
	Class B P-12 Supervisor Evaluation	50.00% (2)	50.00% (2)	0.00% (0)	0.00% (0)	3.50	0.58

	Class Alt-A P-12 Mentor Evaluation	66.67% (2)	33.33% (1)	0.00% (0)	0.00% (0)	3.67	0.58
	Class Alt-A P-12 Supervisor Evaluation	0.00% (0)	100.00% (4)	0.00% (0)	0.00% (0)	3.00	0
I4. Designs learning experiences in which content is presented accurately and is accessible to all learnersS:2	Class B P-12 Mentor Evaluation	37.50% (3)	62.50% (5)	0.00% (0)	0.00% (0)	3.38	0.52
	Class B P-12 Supervisor Evaluation	50.00% (2)	50.00% (2)	0.00% (0)	0.00% (0)	3.50	0.58
	Class Alt-A P-12 Mentor Evaluation	66.67% (2)	33.33% (1)	0.00% (0)	0.00% (0)	3.67	0.58
	Class Alt-A P-12 Supervisor Evaluation	25.00% (1)	50.00% (2)	25.00% (1)	0.00% (0)	3.00	0.82
I5. Creates learning experiences that include connection of concepts and strategically-designed experiences to apply content knowledgeS:2	Class B P-12 Mentor Evaluation	37.50% (3)	62.50% (5)	0.00% (0)	0.00% (0)	3.38	0.52
	Class B P-12 Supervisor Evaluation	75.00% (3)	25.00% (1)	0.00% (0)	0.00% (0)	3.75	0.50

	Class Alt-A P-12 Mentor Evaluation	66.67% (2)	33.33% (1)	0.00% (0)	0.00% (0)	3.67	0.58
	Class Alt-A P-12 Supervisor Evaluation	50.00% (2)	50.00% (2)	0.00% (0)	0.00% (0)	3.50	0.58
16. Allows learners to demonstrate knowledge in a variety of waysS:2	Class B P-12 Mentor Evaluation	37.50% (3)	62.50% (5)	0.00% (0)	0.00% (0)	3.38	0.52
	Class B P-12 Supervisor Evaluation	0.00% (0)	100.00% (4)	0.00% (0)	0.00% (0)	3.00	0
	Class Alt-A P-12 Mentor Evaluation	66.67% (2)	33.33% (1)	0.00% (0)	0.00% (0)	3.67	0.58
	Class Alt-A P-12 Supervisor Evaluation	25.00% (1)	75.00% (3)	0.00% (0)	0.00% (0)	3.25	0.50
17. Paces lessons effectively with time for closure and learner processingS:2	Class B P-12 Mentor Evaluation	50.00% (4)	25.00% (2)	25.00% (2)	0.00% (0)	3.25	0.89
	Class B P-12 Supervisor Evaluation	50.00% (2)	50.00% (2)	0.00% (0)	0.00% (0)	3.50	0.58
	Class Alt-A P-12 Mentor Evaluation	66.67% (2)	33.33% (1)	0.00% (0)	0.00% (0)	3.67	0.58
	Class Alt-A P-12 Supervisor Evaluation	25.00% (1)	50.00% (2)	25.00% (1)	0.00% (0)	3.00	0.82

Assessment A1. Continuously monitors learningS:2	Class B P-12 Mentor Evaluation	50.00% (4)	50.00% (4)	0.00% (0)	0.00% (0)	3.50	0.53
	Class B P-12 Supervisor Evaluation	100.00% (4)	0.00% (0)	0.00% (0)	0.00% (0)	4.00	0
	Class Alt-A P-12 Mentor Evaluation	100.00% (3)	0.00% (0)	0.00% (0)	0.00% (0)	4.00	0
	Class Alt-A P-12 Supervisor Evaluation	25.00% (1)	75.00% (3)	0.00% (0)	0.00% (0)	3.25	0.50
A2. Uses a range of appropriate formative assessmentsS:2	Class B P-12 Mentor Evaluation	37.50% (3)	62.50% (5)	0.00% (0)	0.00% (0)	3.38	0.52
	Class B P-12 Supervisor Evaluation	75.00% (3)	25.00% (1)	0.00% (0)	0.00% (0)	3.75	0.50
	Class Alt-A P-12 Mentor Evaluation	66.67% (2)	33.33% (1)	0.00% (0)	0.00% (0)	3.67	0.58
	Class Alt-A P-12 Supervisor Evaluation	75.00% (3)	25.00% (1)	0.00% (0)	0.00% (0)	3.75	0.50
A3. Uses appropriate summative assessmentsS:2	Class B P-12 Mentor Evaluation	50.00% (4)	50.00% (4)	0.00% (0)	0.00% (0)	3.50	0.53
	Class B P-12 Supervisor Evaluation	100.00% (4)	0.00% (0)	0.00% (0)	0.00% (0)	4.00	0

	Class Alt-A P-12 Mentor Evaluation	66.67% (2)	33.33% (1)	0.00% (0)	0.00% (0)	3.67	0.58
	Class Alt-A P-12 Supervisor Evaluation	50.00% (2)	50.00% (2)	0.00% (0)	0.00% (0)	3.50	0.58
A4. Examines performance data to understand each learner's progress and revise instructionS:2	Class B P-12 Mentor Evaluation	25.00% (2)	75.00% (6)	0.00% (0)	0.00% (0)	3.25	0.46
	Class B P-12 Supervisor Evaluation	75.00% (3)	25.00% (1)	0.00% (0)	0.00% (0)	3.75	0.50
	Class Alt-A P-12 Mentor Evaluation	66.67% (2)	33.33% (1)	0.00% (0)	0.00% (0)	3.67	0.58
	Class Alt-A P-12 Supervisor Evaluation	0.00% (0)	75.00% (3)	25.00% (1)	0.00% (0)	2.75	0.50
A5. Communicates assessment information regarding learners' progress to others in respectful, ethics and responsive waysS:2	Class B P-12 Mentor Evaluation	50.00% (4)	50.00% (4)	0.00% (0)	0.00% (0)	3.50	0.53
	Class B P-12 Supervisor Evaluation	50.00% (2)	50.00% (2)	0.00% (0)	0.00% (0)	3.50	0.58
	Class Alt-A P-12 Mentor Evaluation	66.67% (2)	33.33% (1)	0.00% (0)	0.00% (0)	3.67	0.58

	Class Alt-A P-12 Supervisor Evaluation	0.00% (0)	100.00% (4)	0.00% (0)	0.00% (0)	3.00	0
A6. Collaborates with other professionals to plan and facilitate learningS:2	Class B P-12 Mentor Evaluation	50.00% (4)	50.00% (4)	0.00% (0)	0.00% (0)	3.50	0.53
	Class B P-12 Supervisor Evaluation	100.00% (4)	0.00% (0)	0.00% (0)	0.00% (0)	4.00	0
	Class Alt-A P-12 Mentor Evaluation	66.67% (2)	33.33% (1)	0.00% (0)	0.00% (0)	3.67	0.58
	Class Alt-A P-12 Supervisor Evaluation	25.00% (1)	75.00% (3)	0.00% (0)	0.00% (0)	3.25	0.50

Total Rubric Score

Rubric assessments with one or more elements marked with N/A are not included in the total rubric score calculations.

Query	Number of Assessments	Mean	Stdev
Class B P-12 Mentor Evaluation	8	3.36	0.12
Class B P-12 Supervisor Evaluation	4	3.57	0.34
Class Alt-A P-12 Mentor Evaluation	3	3.71	0.18
Class Alt-A P-12 Supervisor Evaluation	4	3.24	0.25

Summative Evaluation Rubric (October 2020)

Set Title:	CAEP-2022 - CAEP Initial Level Standards 2022
Standard Title:	Standard R1.1
Standard Identifier:	CAEP-2022 R1.1
Standard Description:	The Learner and Learning - The provider ensures candidates are able to apply their knowledge of the learner and learning at the appropriate progression levels. Evidence provided should demonstrate that candidates are able to apply critical concepts and principles of learner development (InTASC Standard 1), learning differences (InTASC Standard 2), and creating safe and supportive learning environments (InTASC Standard 3) in order to work effectively with diverse P-12 students and their families.
Mapped to:	Planning P1. Selects appropriate national and/or state standards InTASC 7 CAEP 1.1 / P2. Writes objectives with measurable outcomes that indicate what learners will know and be able to do InTASC 7 CAEP 1.1 / P3. Aligns objectives, instruction, and assessments / P4. Selects supports (strategies, learning experiences, resources, and materials) to accommodate individual learner's needs and groups of needs / P5. Understands how learners grow and develop / P6. Sequences the learning experiences so that they build on each other to support learning of the essential content / P7. Justifies the selected learning experiences / P8. Accurately represents important content concepts / Learning Environment L1. Communicates high expectations for all learners / L2. Establishes and teaches clear guidelines for routines and appropriate expectations for learners' behavior / L3. Facilitates learners' respectful collaboration / Instruction I1. Adapts lessons to learners' responses / I2. Uses available technology to impact learning / I3. Engages learners using a range of questions, including higher order questions / I4. Designs learning experiences in which content is presented accurately and is accessible to all learners / I5. Creates learning experiences that include connection of concepts and strategically-designed experiences to apply content knowledge / I6. Allows learners to demonstrate knowledge in a variety of ways / I7. Paces lessons effectively with time for closure and learner processing / Assessment A1. Continuously monitors learning / A2. Uses a range of appropriate formative assessments / A3. Uses appropriate summative assessments / A4. Examines performance data to understand each learner's progress and revise instruction / A5. Communicates assessment information regarding learners' progress to others in respectful, ethics and responsive ways / A6. Collaborates with other professionals to plan and facilitate learning

Set Title: INTASC-2011 - InTASC Model Core Teaching Standards 2011

Standard Title: Standard 1

Standard Identifier: INTASC-2011 1

Standard Description: Learner Development - The teacher understands how learners grow and develop, recognizing that patterns of learning and development vary individually within and across the cognitive, linguistic, social, emotional, and physical areas, and designs and implements developmentally appropriate and challenging learning experiences.

Mapped to: P5. Understands how learners grow and develop

Set Title: INTASC-2011 - InTASC Model Core Teaching Standards 2011

Standard Title: Standard 2

Standard Identifier: INTASC-2011 2

Standard Description: Learning Differences - The teacher uses understanding of individual differences and diverse cultures and communities to ensure inclusive learning environments that enable each learner to meet high standards.

Mapped to: P4. Selects supports (strategies, learning experiences, resources, and materials) to accommodate individual learner's needs and groups of needs

Set Title: INTASC-2011 - InTASC Model Core Teaching Standards 2011

Standard Title: Standard 3

Standard Identifier: INTASC-2011 3

Standard Description: Learning Environments - The teacher works with others to create environments that support individual and collaborative learning, and that encourage positive social interaction, active engagement in learning, and self motivation.

Mapped to: Learning Environment L1. Communicates high expectations for all learners / L2. Establishes and teaches clear guidelines for routines and appropriate expectations for learners' behavior / L3. Facilitates learners' respectful collaboration

Set Title: INTASC-2011 - InTASC Model Core Teaching Standards 2011

Standard Title: Standard 4

Standard Identifier: INTASC-2011 4

Standard Description: Content Knowledge - The teacher understands the central concepts, tools of inquiry, and structures of the discipline(s) he or she teaches and creates learning experiences that make these aspects of the discipline accessible and meaningful for learners to assure mastery of the content.

Mapped to: P8. Accurately represents important content concepts / I4. Designs learning experiences in which content is presented accurately and is accessible to all learners

Set Title: INTASC-2011 - InTASC Model Core Teaching Standards 2011

Standard Title: Standard 5

Standard Identifier: INTASC-2011 5

Standard Description: Application of Content - The teacher understands how to connect concepts and use differing perspectives to engage learners in critical thinking, creativity, and collaborative problem solving related to authentic local and global issues.

Mapped to: I3. Engages learners using a range of questions, including higher order questions / I5. Creates learning experiences that include connection of concepts and strategically-designed experiences to apply content knowledge

Set Title: INTASC-2011 - InTASC Model Core Teaching Standards 2011

Standard Title: Standard 6

Standard Identifier: INTASC-2011 6

Standard Description: Assessment - The teacher understands and uses multiple methods of assessment to engage learners in their own growth, to monitor learner progress, and to guide the teacher's and learner's decision making.

Mapped to: Instruction I1. Adapts lessons to learners' responses / I6. Allows learners to demonstrate knowledge in a variety of ways / Assessment A1. Continuously monitors learning / A2. Uses a range of appropriate formative assessments / A3. Uses appropriate summative assessments / A4. Examines performance data to understand each learner's progress and revise instruction / A5. Communicates assessment information regarding learners' progress to others in respectful, ethics and responsive ways / A6. Collaborates with other professionals to plan and facilitate learning

Set Title: INTASC-2011 - InTASC Model Core Teaching Standards 2011

Standard Title: Standard 7

Standard Identifier: INTASC-2011 7

Standard Description: Planning for Instruction - The teacher plans instruction that supports every student in meeting rigorous learning goals by drawing upon knowledge of content areas, curriculum, cross-disciplinary skills, and pedagogy, as well as knowledge of learners and the community context.

Mapped to: Planning P1. Selects appropriate national and/or state standards InTASC 7 CAEP 1.1 / P2. Writes objectives with measurable outcomes that indicate what learners will know and be able to do InTASC 7 CAEP 1.1 / P3. Aligns objectives, instruction, and assessments / P6. Sequences the learning experiences so that they build on each other to support learning of the essential content / P7. Justifies the selected learning experiences

Set Title: INTASC-2011 - InTASC Model Core Teaching Standards 2011

Standard Title: Standard 8

Standard Identifier: INTASC-2011 8

Standard Description: Instructional Strategies - The teacher understands and uses a variety of instructional strategies to encourage learners to develop deep understanding of content areas and their connections, and to build skills to apply knowledge in meaningful ways.

Mapped to: I2. Uses available technology to impact learning / I7. Paces lessons effectively with time for closure and learner processing

Set Title: ISTE - ISTE Standards for Educators

Standard Title: Standard 2.6

Standard Identifier: ISTE 2.6

Standard Description: Facilitator - Educators facilitate learning with technology to support student achievement of the ISTE Standards for Students.

Mapped to: I2. Uses available technology to impact learning