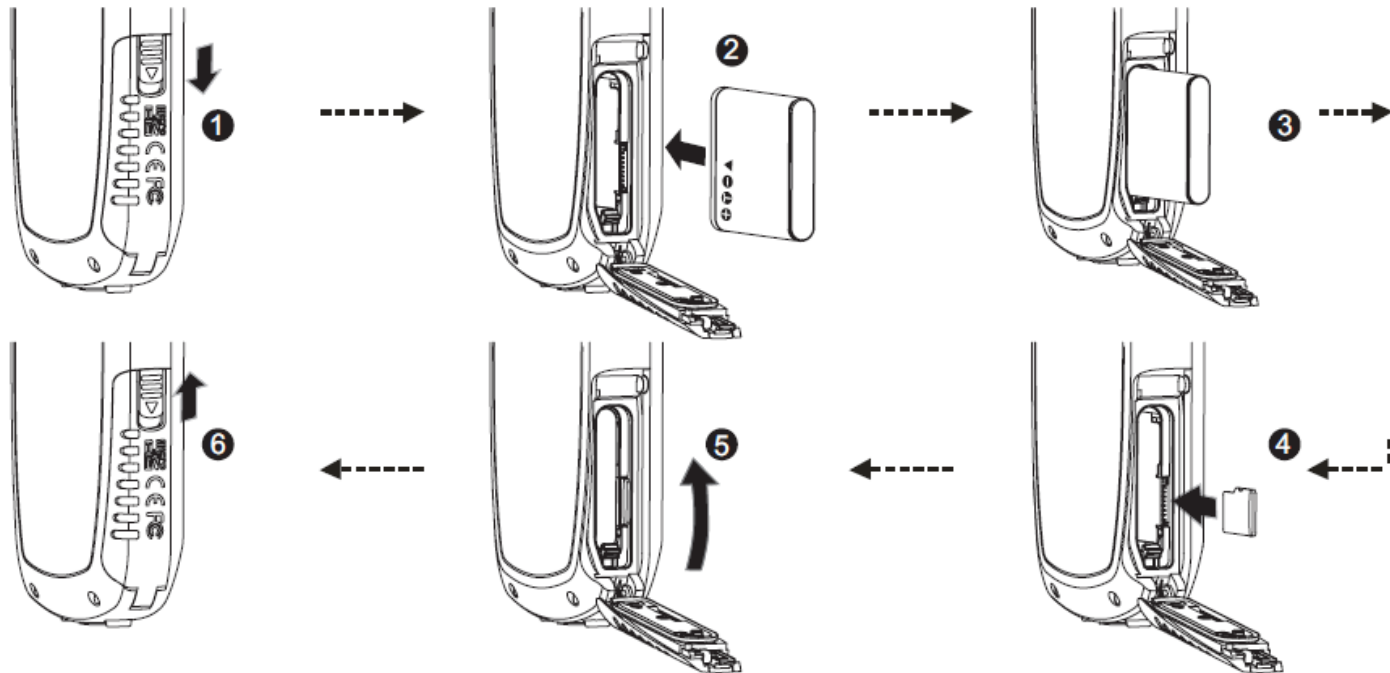


Camera Instructions for the Kodak PixPro SPZ1 Video Camera

Kit Includes: Kodak PixPro SPZ1, Power Adapter, USB Cable, Camera Case, and Gorilla Tripod.

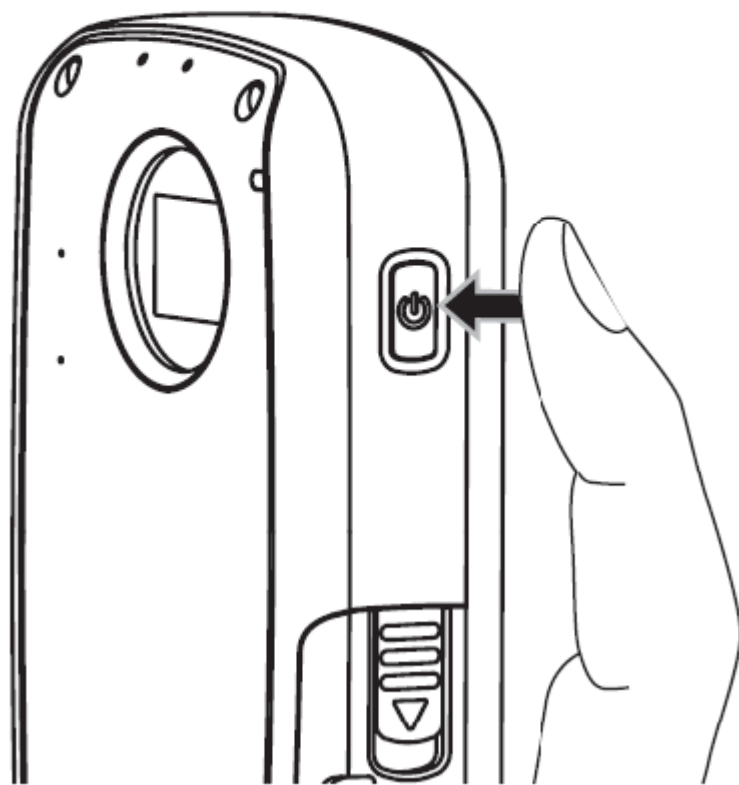
Installing Battery and Memory Card

1. Open SD Card Cover according to ① ;
2. Install battery according to ② and ③.
3. Install Micro SD card according to ④.
4. Close SD Card Cover according to ⑤ and ⑥.



Turning On/Off

Press the Power button to turn the digital camcorder on/off.



Movie Recording

This function can take movies.




1. Press Power button to turn the digital camcorder on.
2. Press  button to begin taking video.
3. Press  button to end the video shooting.

Image Pixel

Set the image resolution desired during video recording.

Press  to enter Image Pixel Menu, the following options are available:

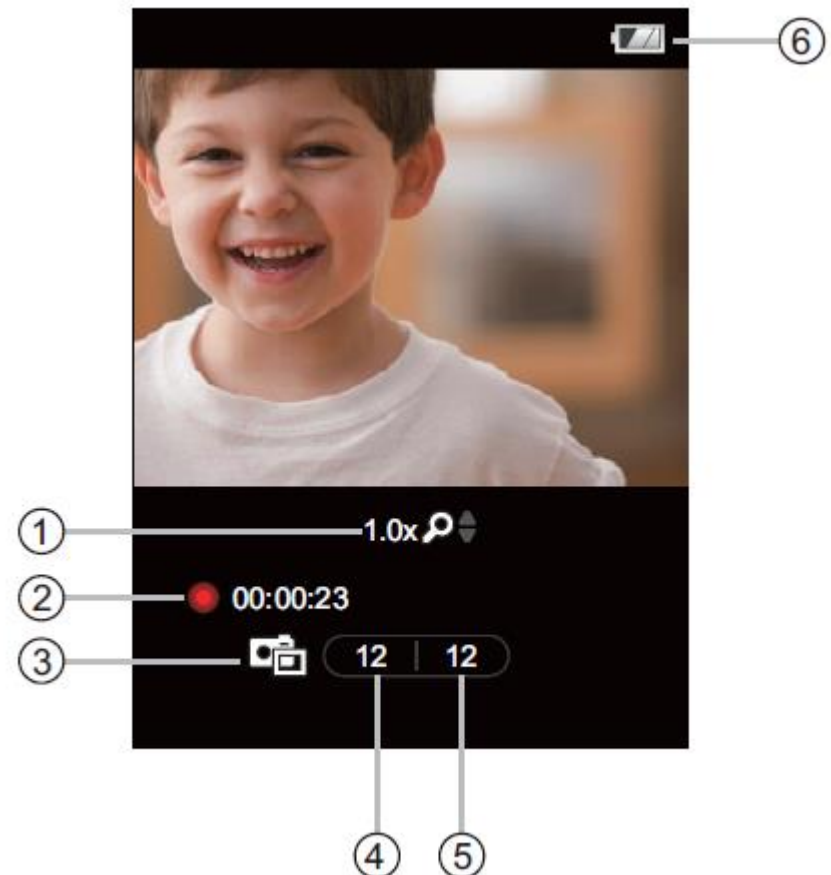
- 1920×1080 30fps *
- 1440×1080 30fps *
- 1280×720 60fps * • 1280×720 30fps *
- 640×480 30fps • 320×240 30fps
- 640×480 120fps

Select DVD for
640x480 30fps









Detailed Information on the Display Screen While Recording

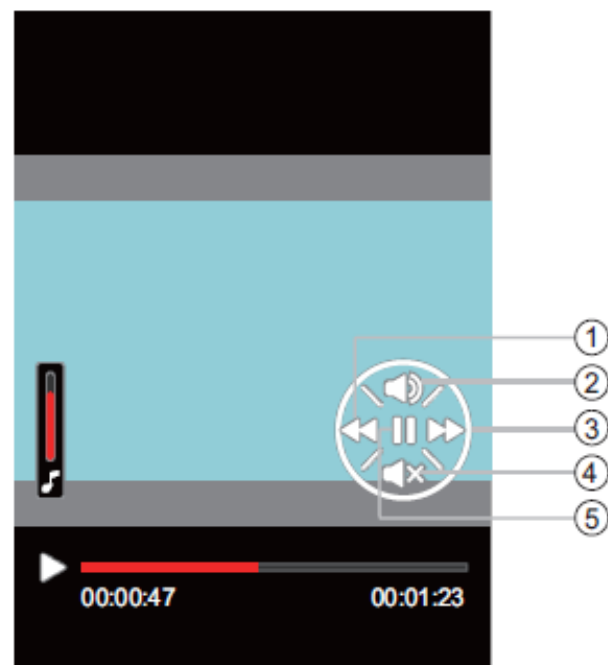
1. Zoom Level
2. Duration of recording/video shooting time.
3. Display for shooting still pictures while recording
4. The number of photos that have been taken
5. The number of available photos remaining
6. Battery status indicator



Preview Photos and Videos

You can view photos and videos either vertically or horizontally when in playback mode.


1. Press  button.
2. Vertical: Press   button to select the previous /next photo /video;
Horizontal: Press   button to select the previous /next photo /video.
3. Play the selected video, press  button to enter the playback mode.

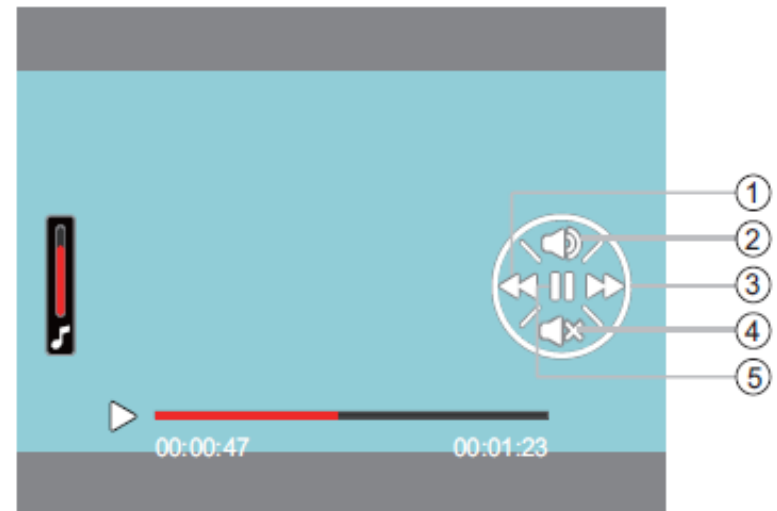


Video

In the playback mode, each button description is shown as follows:

- | | |
|-------------------|-------------------|
| 1 Fast Rewind | 4 Decrease Volume |
| 2 Increase Volume | 5 Pause |
| 3 Fast Forward | |

When playing videos, the operation guide will appear on the screen. Press  button to play or pause.



Contact Brian Ford for edTPA video recording tech support at jbford1@una.edu

For the Complete Kodak PixPro SPZ1 Manual go to:

<https://kodakpixpro.com/docs/manuals/spz1-manual-en.pdf>