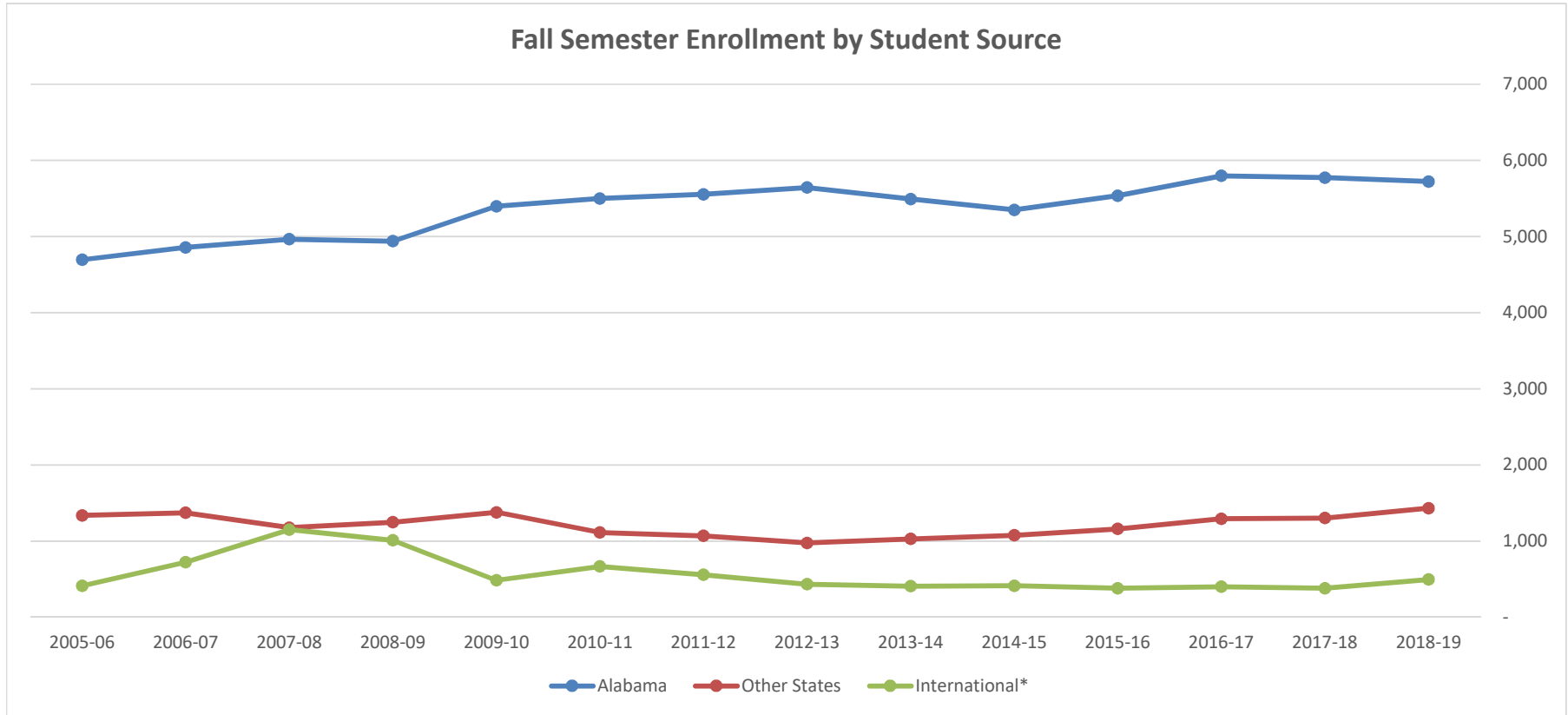


Student Headcount by Source
AY 2005/06 - 2018/19
(Fall, Spring, Summer)

Academic Year	Fall Semester			Spring Semester			Summer Semester		
	Alabama	Other States	International*	Alabama	Other States	International*	Alabama	Other States	International*
2018-19	5,723	1,432	495	5,235	1,386	432	2,340	752	307
2017-18	5,774	1,302	381	5,236	1,211	387	2,354	691	318
2016-17	5,797	1,294	401	5,278	1,175	419	2,104	572	255
2015-16	5,537	1,160	381	5,168	1,023	354	2,151	626	296
2014-15	5,351	1,077	413	4,883	987	384	1,979	518	242
2013-14	5,493	1,030	408	4,996	1,030	297	2,015	431	269
2012-13	5,644	976	433	5,268	912	372	2,236	365	242
2011-12	5,555	1,069	558	5,230	964	448	2,278	369	271
2010-11	5,499	1,113	667	5,155	1,004	599	2,400	450	387
2009-10	5,398	1,377	485	5,018	1,323	362	2,316	557	225
2008-09	4,940	1,247	1,011	4,224	1,112	847	2,070	598	251
2007-08	4,965	1,177	1,151	4,623	1,082	1,284	2,146	496	675
2006-07	4,857	1,371	722	4,515	1,255	761	2,168	510	509
2005-06	4,695	1,337	412	4,472	1,255	508	2,223	615	367

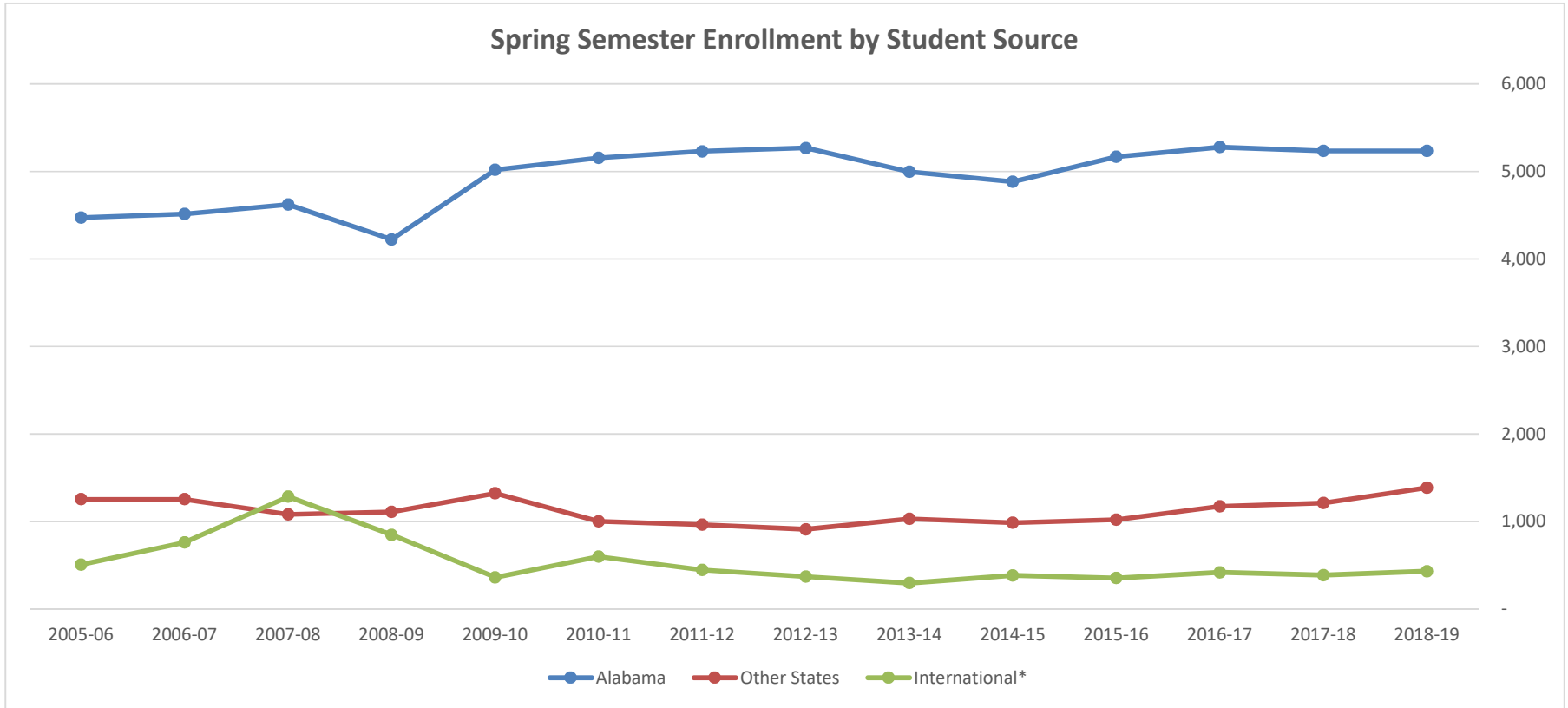
* Includes international students on-campus, online, and at China sites

**Student Headcount by Source
AY 2005/06 - 2018/19
(Fall, Spring, Summer)**



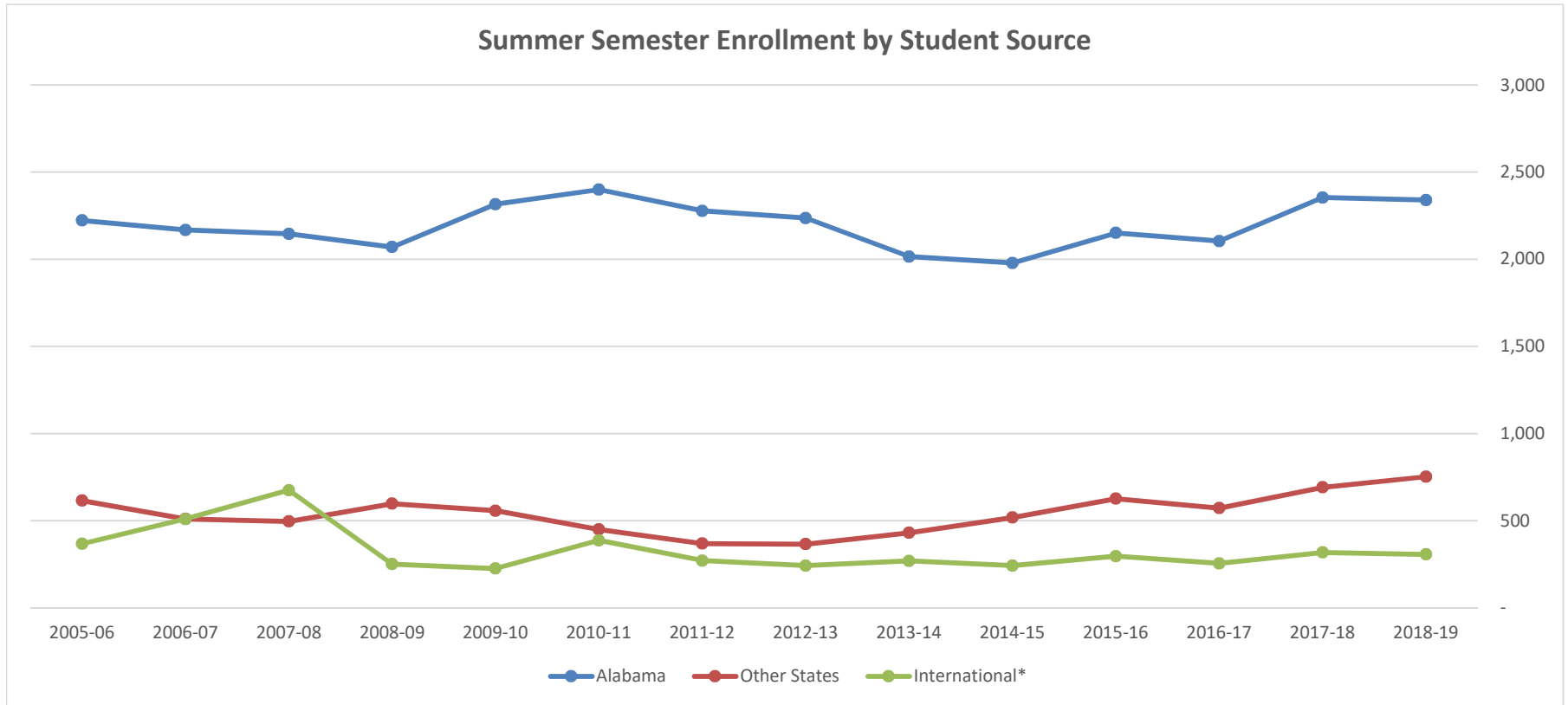
* Includes international students on-campus, online, and at China sites

**Student Headcount by Source
AY 2005/06 - 2018/19
(Fall, Spring, Summer)**



* Includes international students on-campus, online, and at China sites

**Student Headcount by Source
AY 2005/06 - 2018/19
(Fall, Spring, Summer)**



* Includes international students on-campus, online, and at China sites