

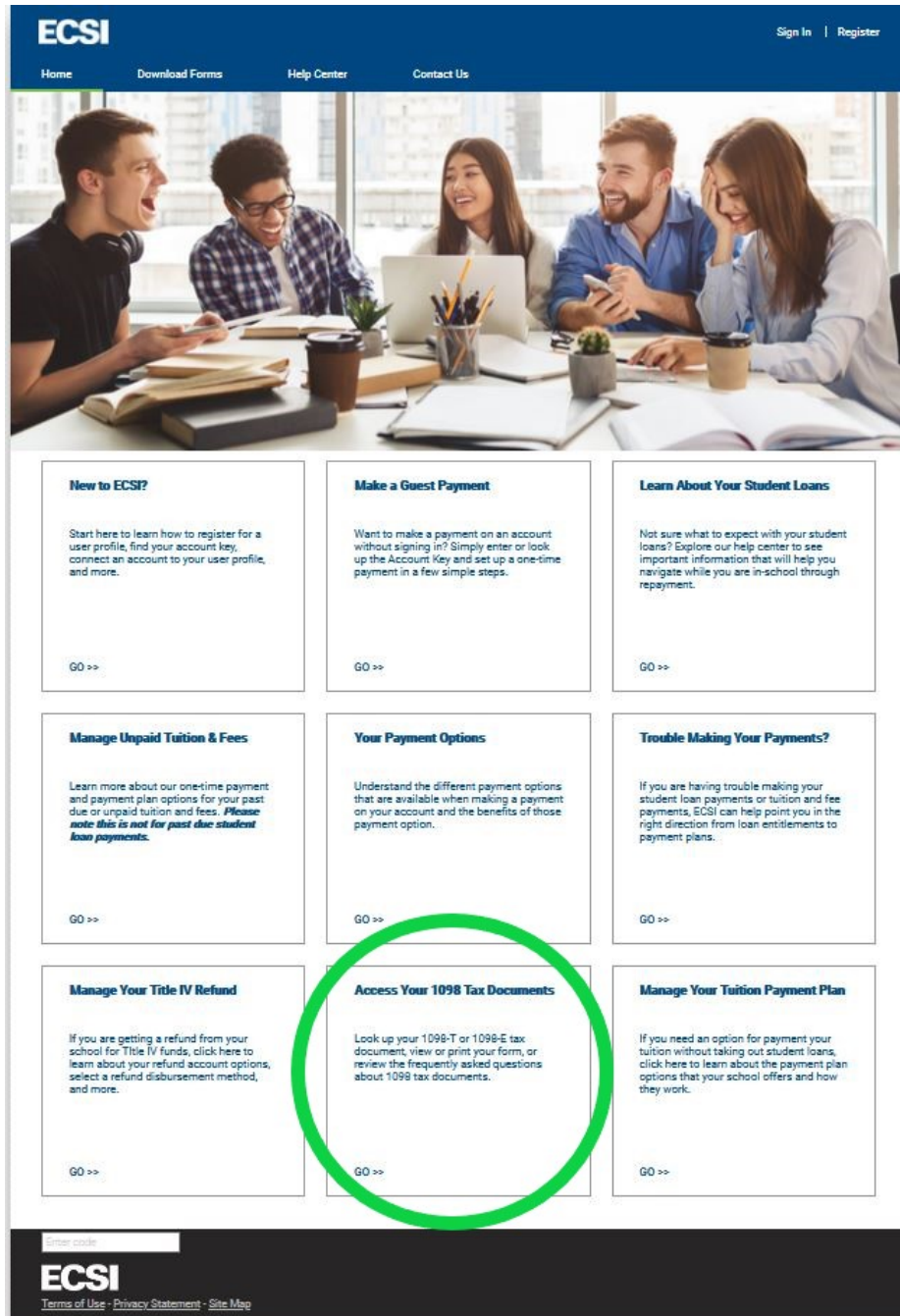
Follow these instructions to get the form:

****May not be accessible on a phone or tablet.****

<https://heartland.ecsi.net/>

DO NOT Sign In or Register!

To view your tax form, click on “Access Your 1098 Tax Documents”.



The screenshot shows the ECSI website home page. At the top, there is a dark blue navigation bar with the ECSI logo on the left and "Sign In | Register" on the right. Below the logo are links for "Home", "Download Forms", "Help Center", and "Contact Us". The main content area features a large image of five diverse students sitting around a table in a classroom, looking at a laptop. Below the image is a grid of nine service tiles, each with a title, a brief description, and a "GO >>" link. The tile titled "Access Your 1098 Tax Documents" is circled in green. At the bottom of the page, there is a dark footer with a search bar, the ECSI logo, and links for "Terms of Use", "Privacy Statement", and "Site Map".

Service Title	Description	Action
New to ECSI?	Start here to learn how to register for a user profile, find your account key, connect an account to your user profile, and more.	GO >>
Make a Guest Payment	Want to make a payment on an account without signing in? Simply enter or look up the Account Key and set up a one-time payment in a few simple steps.	GO >>
Learn About Your Student Loans	Not sure what to expect with your student loans? Explore our help center to see important information that will help you navigate while you are in-school through repayment.	GO >>
Manage Unpaid Tuition & Fees	Learn more about our one-time payment and payment plan options for your past due or unpaid tuition and fees. <i>Please note this is not for past due student loan payments.</i>	GO >>
Your Payment Options	Understand the different payment options that are available when making a payment on your account and the benefits of those payment options.	GO >>
Trouble Making Your Payments?	If you are having trouble making your student loan payments or tuition and fee payments, ECSI can help point you in the right direction from loan entitlements to payment plans.	GO >>
Manage Your Title IV Refund	If you are getting a refund from your school for Title IV funds, click here to learn about your refund account options, select a refund disbursement method, and more.	GO >>
Access Your 1098 Tax Documents	Look up your 1098-T or 1098-E tax document, view or print your form, or review the frequently asked questions about 1098 tax documents.	GO >>
Manage Your Tuition Payment Plan	If you need an option for payment your tuition without taking out student loans, click here to learn about the payment plan options that your school offers and how they work.	GO >>

Click the first box to search for the form.

ECSI [Sign In](#) | [Register](#)


[Home](#) [Download Forms](#) [Help Center](#) [Contact Us](#)

Tax Documents

[Return to Help Center](#)


WE'RE HERE TO HELP!

We issue over 5 million tax documents each year, so we fully understand the most efficient and effective way to get you the information you need for your annual IRS tax returns. In the spirit of our mission, we want to offer simple but thorough solutions to all of your questions. So, go ahead, ask away.




Want to look up your 1098-T or 1098-E tax form?
[Click here to start your search.](#)

GO >>



[Click here to Learn About Your 1098-T Tax Document.](#)

GO >>



[Click here to Learn About Your 1098-E Tax Document.](#)

GO >>

Commonly Asked Questions

Understanding Your 1098-T Let us walk you through the 1098-T Tax Form box by box.	Updating Your Information Request updates to your personal information 100% online.	When Can I Expect My Form? Want to know when you can expect your form to be issued? Review our tax document schedule.
Understanding Your 1098-E Learn what each section of the 1098-E Tax Form means and how to use the information.	Sign Up For Electronic Forms Want to know how to get your form delivered electronically? Learn how to do it in a few simple steps.	Accessing Last Year's Form You can access your prior year tax forms by using our tax document search or registering for a user profile.

ECSI
[Terms of Use](#) - [Privacy Statement](#) - [Site Map](#)
© 2020 Educational Computer Systems, Inc. All rights reserved.
Educational Computer Systems, Inc., NMLS ID 1489941, NMLS Consumer Access: <https://nmlsconsumeraccess.org/>

Click on “I need my 1098-T Tuition tax statement.”

ECSI Sign In | Register

Home Download Forms Help Center Contact Us

Search For Your Tax Document

This site uses Pop-up windows for printing your tax documents. Please be sure to turn off your Pop-up blocker for this site. To turn off your Pop-up blocker, visit the Tools or Settings menu for your specific browser.

Which tax statement do you need?

I need my 1098-T Tuition tax statement.

If you paid tuition expenses to a college or university, a 1098-T form will show the tuition expenses that you paid. You may be eligible to use these expenses to adjust your income or tax credit for your federal tax return.

Eligibility may vary based on your individual situation. Please visit the IRS.gov website to find out if you are eligible for this adjustment.

GO >>

I need my 1098-E Student Loan Interest tax statement.

If you made federal student loan payments, a 1098-E Student Loan Interest tax statement will show the interest you paid on your loans. You may be eligible to deduct a portion of the interest you paid on your federal tax return.

Eligibility may vary based on your individual situation. Please visit the IRS.gov website to find out if you are eligible for this deduction.

GO >>

I just want to learn more about my 1098-T Tuition tax statement.

I just want to learn more about my 1098-E Student Loan Interest tax statement.

ECSI
[Terms of Use](#) - [Privacy Statement](#) - [Site Map](#)
© 2020 Educational Computer Systems, Inc. All rights reserved.
Educational Computer Systems, Inc., NMLS ID 1489841, NMLS Consumer Access: <https://nmlsconsumeraccess.org/>

Type in school name, select it, and click submit.

ECSI Sign In | Register

Home Download Forms Help Center Contact Us

Search For Your Tax Document

This site uses Pop-up windows for printing your tax documents. Please be sure to turn off your Pop-up blocker for this site. To turn off your Pop-up blocker, visit the Tools or Settings menu for your specific browser.

Let's check to make sure your school has posted their 1098-T Tuition tax documents.

School Name (start by typing in the first several letters of the school name)

North Alabama

University of North Alabama

Submit

ECSI
[Terms of Use](#) - [Privacy Statement](#) - [Site Map](#)
© 2020 Educational Computer Systems, Inc. All rights reserved.
Educational Computer Systems, Inc., NMLS ID 1489841, NMLS Consumer Access: <https://nmlsconsumeraccess.org/>

Complete the information and click continue.

ECSI Sign In | Register

Home Download Forms Help Center Contact Us

Search For Your Tax Document

This site uses Pop-up windows for printing your tax documents. Please be sure to turn off your Pop-up blocker for this site. To turn off your Pop-up blocker, visit the Tools or Settings menu for your specific browser.

We have found your school. Fill in the rest of the form to find your 1098-T Tuition tax document.
IMPORTANT: The information entered below must match the information your school has on file.


School Name
University of North Alabama

First Name

Last Name

SSN

Zip Code

I'm not a robot 

Continue

ECSI
[Terms of Use](#) · [Privacy Statement](#) · [Site Map](#)
© 2020 Educational Computer Systems, Inc. All rights reserved.
Educational Computer Systems, Inc., NMLS ID 1489841, NMLS Consumer Access: <https://nmlsconsumeraccess.org/>

**The zip code goes by your permanent address on file with UNA. If you have any problems with your criteria, you will need to confirm that you are using the correct zip code.

Click “View Details” to see all the 1098-T forms that are available to you. You will also have the option to print the form.

The screenshot shows the ECSI website interface. At the top is a dark blue navigation bar with the ECSI logo on the left and "Sign In | Register" on the right. Below the logo are links for "Home", "Download Forms" (highlighted with a green underline), "Help Center", and "Contact Us". The main content area has a light blue header with the text "Tax Document Information". Below this is a red banner with a warning: "This site uses Pop-up windows for printing your tax documents. Please be sure to turn off your Pop-up blocker for this site. To turn off your Pop-up blocker, visit the Tools or Settings menu for your specific browser." The main content area is white and contains a section titled "YOUR TAX STATEMENT" with a horizontal line below it. Underneath, it says "STATEMENT DETAIL FOR CURRENT REPORTING PERIOD". A table lists "1098-T STATEMENT" with a status of "Status: Delivered" and a "View Details »" button circled in green. The footer is dark grey and contains the ECSI logo, links for "Terms of Use", "Privacy Statement", and "Site Map", copyright information for 2020 Educational Computer Systems, Inc., and a URL for NMLS Consumer Access.

ECSI Sign In | Register

Home Download Forms Help Center Contact Us

Tax Document Information

This site uses Pop-up windows for printing your tax documents. Please be sure to turn off your Pop-up blocker for this site. To turn off your Pop-up blocker, visit the Tools or Settings menu for your specific browser.

YOUR TAX STATEMENT

STATEMENT DETAIL FOR CURRENT REPORTING PERIOD

1098-T STATEMENT	Status: Delivered	View Details »
-------------------------	-------------------	--------------------------------

ECSI
[Terms of Use](#) - [Privacy Statement](#) - [Site Map](#)
© 2020 Educational Computer Systems, Inc. All rights reserved.
Educational Computer Systems, Inc., NMLS ID 1489841, NMLS Consumer Access: <https://nmlsconsumeraccess.org/>

Click "View/Print Statement" to pull up the printable version.

Make sure to turn off any pop up blockers first as it opens in a new window.

****May not be accessible on a phone or tablet.****

ECSI Sign In | Register

Home Download Forms Help Center Contact Us

Tax Document Information

This site uses Pop-up windows for printing your tax documents. Please be sure to turn off your Pop-up blocker for this site. To turn off your Pop-up blocker, visit the Tools or Settings menu for your specific browser.

YOUR TAX STATEMENT

STATEMENT DETAIL FOR CURRENT REPORTING PERIOD

1098-T STATEMENT Status: Delivered [Hide Details »](#)

Reporting Institution:	University of North Alabama	Tax Year:	2019	
Delivery Address:	[Redacted]			View/Print Statement » <small>You must turn off your pop-up blocker to view and print the tax form.</small>
Box 1 ("Payments"):	[Redacted]	Box 2 ("Charges"):	[Redacted]	Make a Change » <small>Select this option if you would like to update your SSN, Name or Address listed on your tax form.</small>
Box 3 ("Reporting Method Changed"):	[Redacted]	Box 4 ("Prior Year Adjustments"):	[Redacted]	
Box 5 ("Scholarships & Grants"):	[Redacted]	Box 6 ("Prior Year Adjustments (scholarships/grants)"):	[Redacted]	Create a Dispute » <small>Select this option if you disagree with information shown in the boxes of your tax form.</small>
Box 7 ("Amounts for Upcoming Term"):	[Redacted]	Box 8 ("Half-Time or Above"):	[Redacted]	
Box 9 ("Graduate Student"):	[Redacted]	Box 10 ("Ins. Contract Reimb./Refund"):	[Redacted]	
